



FLEET & COMMERCIAL

FUELING

Accu-Flo
1-800-921-2228
www.accuflo.com



CONTENTS

Gasboy Overview	1
9853 Electronic High Flow.	2
9850 Electronic Ultra-Hi	4
9216 Satellite.	6
9862 Electronic DEF.	8
9872 Electronic E85.	10
Atlas PRIME.	12
9153 Mechanical High Flow	14
9823 ASTRA Electronic AST	16
Model List	18
Features and Options	20

ATLAS SERIES

FUELING EQUIPMENT

Gasboy has been producing refueling equipment since the 1920's. The Atlas Series is the latest generation in a long line of fleet-fueling equipment and is the workhorse for the tough Fleet and Commercial environment. It's compatible with the Gasboy PLUS Fuel Management System or a wide range of third-party controllers.

The Atlas Platform Offers:

- A wide range of models and flow rates
- Sophisticated electronics or simple mechanical registers which cover all requirements
- Use in Underground Tanks (UST) or Aboveground Tanks (AST) applications

Common Features in the Atlas Platform Include:

- Rugged and welded G90 galvanized-steel frame
- Structural foam bezel with a clear polycarbonate window, and a backscreen polycarbonate dialface
- Field-wiring junction box for easy installation
- Replaceable sheathing — painted or optional 304 embossed stainless steel
- Standard hydraulics — compatible with traditional motor fuels such as Biodiesel (up to B20) and Ethanol (up to E15); custom models are available for E85, B100 or DEF
- Safety listed and with NTEP CoC for W&M sealing for fuel resale application
- Optional High Retrievers and Catlow's hanging hardware to complete your fleet fueling equipment

9853K

ATLAS 9853K

ELECTRONIC HIGH FLOW

Basic High Flow

The 9853K Series Basic High Flow Atlas has electronic displays. Available in a complete range of pump or dispenser style models. Versatile for most high-flow fleet fueling applications.

EASY USE

Large 1" LCD display with LED backlight and capacitor back up. LED lighting to identify fuel grade and illuminate the front panel.

FAST

High-flow rated at 22 gpm with side load or optional front load nozzle positions.

INTEGRATED


RS485 or Pulse Output interface for connectivity to Gasboy PLUS or other third-party site controllers.

DURABLE

Four-piston CFT meter with flow-through center chamber for harsh fuels. Large 1" internal piping for high flow rates in a variety of site conditions. Steel internal tubing on most models. 10-vane suction pump with 1-HP motor.

OPTIONS

Satellite piping option can turn your Atlas into a master / satellite fueling position.



ATLAS 9850K

ELECTRONIC ULTRA-HI

Ultra-Hi Flow

The 9850K Series Ultra-Hi Atlas has electronic displays. Available in pump or dispenser style models. Heavy-duty, ultra-hi flow equipment is designed for the fleet market. Lane-oriented nozzles offer easy, saddle-tank fueling or side-load fueling for conventional islands.

EASY USE

Large 1" LCD display with LED backlight and capacitor back up. LED brand lighting.

ULTRA FAST

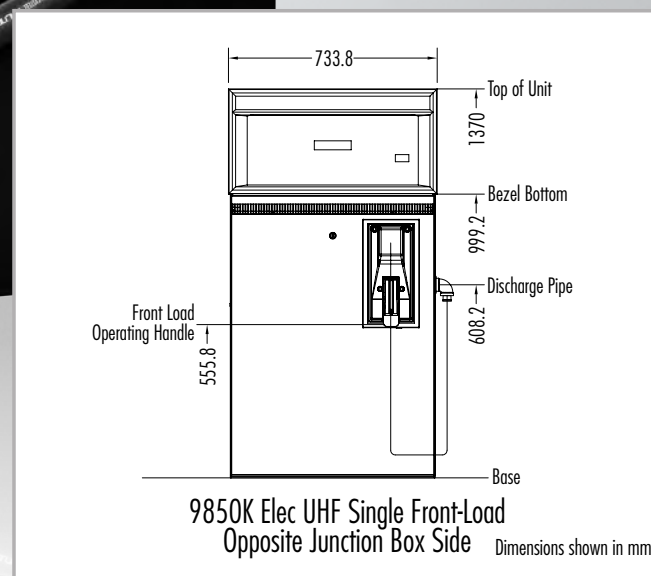
Rated at 50 gpm for the 9850 and 40 gpm for the 9840. LC meter in 9850, 2 CFT meters in the 9840.

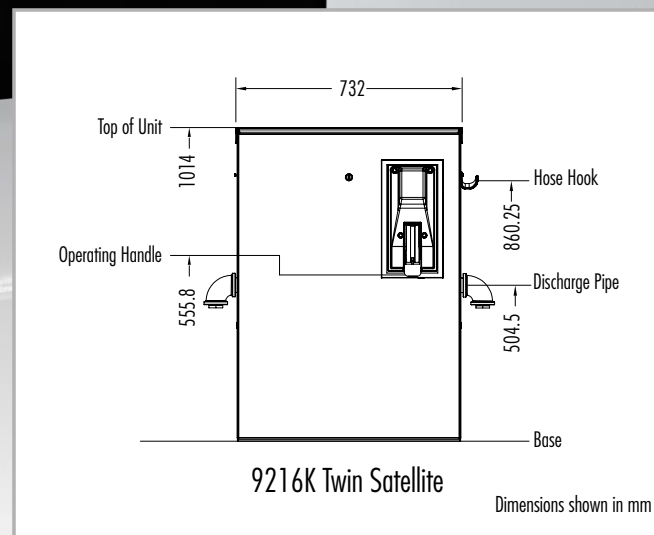
DURABLE

Large 1-1/2" internal piping will give ultra-hi flow rates.

OPTIONS

Satellite piping option can turn your Atlas in to a master / satellite fueling position.





ATLAS 9216K

GENERAL PURPOSE SATELLITE

Satellite Dispenser

The 9216K Series general purpose satellite dispenser for use with Atlas or other master dispensers has front-load, lane-oriented nozzle boots. The 9216K is convenient for toll-gate island layout with fuel from both sides of the fueling lane, with a single or twin hose.

A perfect companion to the Atlas masters for either saddle-tank refueling, Encore® masters, or other third-party master dispensers.

DURABLE Rugged Atlas welded frame with 13 gauge G90 galvanized steel.

FAST Ultra-hi flow hydraulics standard with large 1-1/2" valve and piping to maximize flow rate / throughput.

COMPATIBLE Wire to operate simultaneously with the master dispenser or independently. Image companion for Atlas, matches the frame size and footprint.

EASE OF USE Large and open hydraulic cabinet for easy installation and service.

OPTIONS Stainless-steel sides, top and door panels (replaceable). Embossed finish available. High-flow external filters and external high retrievers are available.

9862K

ATLAS 9862K DEF

ELECTRONIC DEF

Gasboy Atlas DEF

Integrate Diesel Exhaust Fluid (DEF) into your site with the Gasboy 9862 DEF dispenser, available in a heated or unheated cabinet. The 9862K offers the same rugged Atlas welded frame and a familiar interface for users. The Coriolis Mass Flow meter has no moving parts and protects from crystallization. The optional electronic interface works with the Gasboy PLUS or other third-party controller.

VERSATILE

Cold weather (-40°C) and warm weather (-11°C) models are available. The cold weather (CW) model incorporates an improved heat-insulated cabinet with internal hose reel and enclosed nozzle area to protect from freezing and crystallization. Front-load nozzle position.

Warm weather (WW) model is for use in climates or applications where freeze protection is not required. Models are available in a front or side-load styles.

DEPENDABLE

Atlas electronics with electronic calibration.

ACCURATE

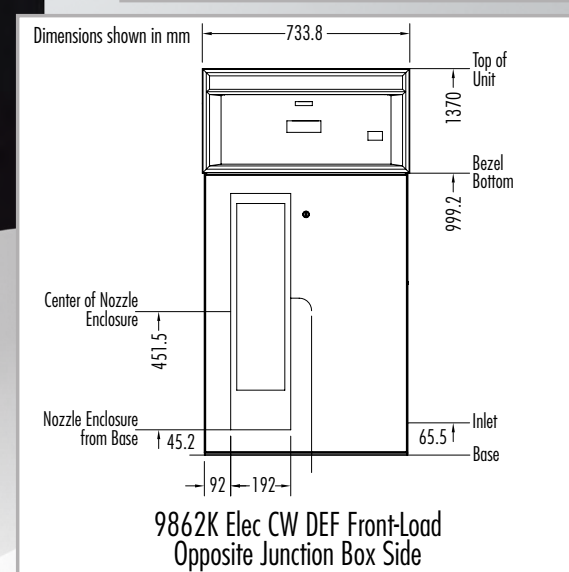
Same reliable Coriolis meter used in both CW or WW models

CORIOLIS MASS FLOW METER



Both Atlas DEF dispenser models are equipped with a Coriolis Mass Flow Meter for exceptional accuracy.

- Mass flow technology delivers industry leading accuracy — even as the product characteristics change
- No moving parts that wear or stick, delivering reliable operation
- Measures mass directly and independently from viscosity and density changes, allowing the meter to be unaffected by temperature, conductivity and solid content
- Weights & Measures approved for transfer sales
- Electronic calibration for accuracy



9872K

ATLAS 9872K E85

ELECTRONIC E85

Atlas E85 Dispenser

The 9872K Series is specifically designed and UL listed for use with E85 fuels. Works with the same site controllers as other Atlas electronic models.

DURABLE Rugged Atlas welded G90 galvanized-steel frame.


EASY USE Large 1" LCD display with LED backlight and capacitor back up.

ACCURATE Electronic calibration. Rated at 15 gpm.

DEPENDABLE Proven hydraulics from the Encore E85 series.

FLEXIBLE Use with alternative fuels up to E85 or B100 along with conventional motor fuels.





PRIME

ATLAS PRIME

GASBOY FUEL MANAGEMENT

Gasboy Atlas PRIME

The newest Gasboy development integrates the Gasboy PRIME fuel-authorization terminal into the Atlas electronic platform. This provides full fuel management from the pump. The PRIME can operate as a stand alone or remote terminal.

EASY USE

Large, user-friendly, 40-key, and full alpha-numeric keypad with 4.3" high-brightness, LCD color screen and four soft-function keys.

ADVANCED TECHNOLOGY

MIFARE contactless reader with insert magnetic card reader. Optional HID reader.

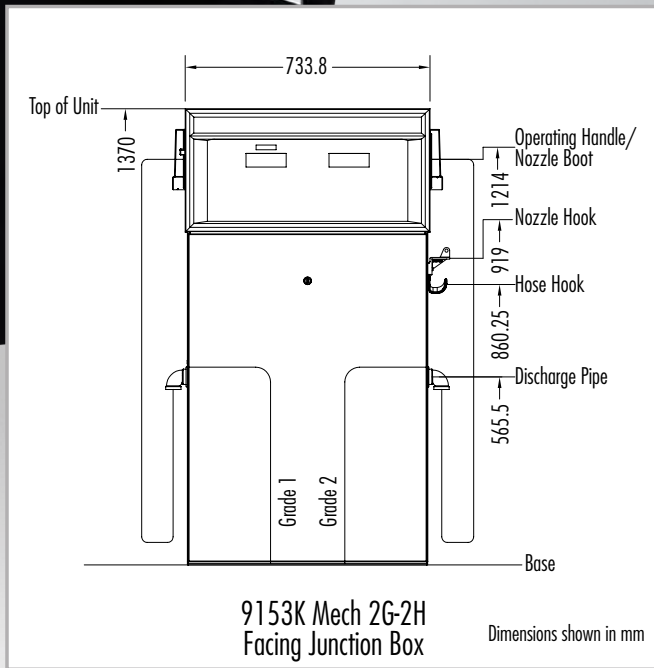
Web connection to Home Base FHO.

Use in combination with an external printer.

FLEXIBLE

Optional FuelPoint PLUS controller.





9153K

ATLAS 9153K

MECHANICAL HIGH FLOW

High Flow with Mechanical Register

The 9153K Series High Flow Atlas uses a mechanical register in the pump and dispenser models. Traditional refueling platform without electronics — simple to service.

DEPENDABLE	Same hydraulics as 9853 series with reliable VR10 mechanical register.
FAST	High-flow rated at 22 gpm.
DURABLE	10-vane suction pump with 1 HP motor. Power-operated reset mechanism.
FLEXIBLE	Pulser options for interface to site controllers. Keytrol option still available.

9823K

ATLAS 9823K

ELECTRONIC AST

Tank-Mounted Pump

The Atlas 9823K ASTRA is a split-remote, AST-mounted pump with an electronic display and a nozzle hang-up at grade. It has easy access and viewing at just the right user height.

EASY USE

W&M sealable Fleet pumps for above ground storage tanks (AST). Large 1" LCD display with LED backlight and capacitor backup.

DEPENDABLE

UL, cUL listed. NCWM approved. MC approved.

FLEXIBLE

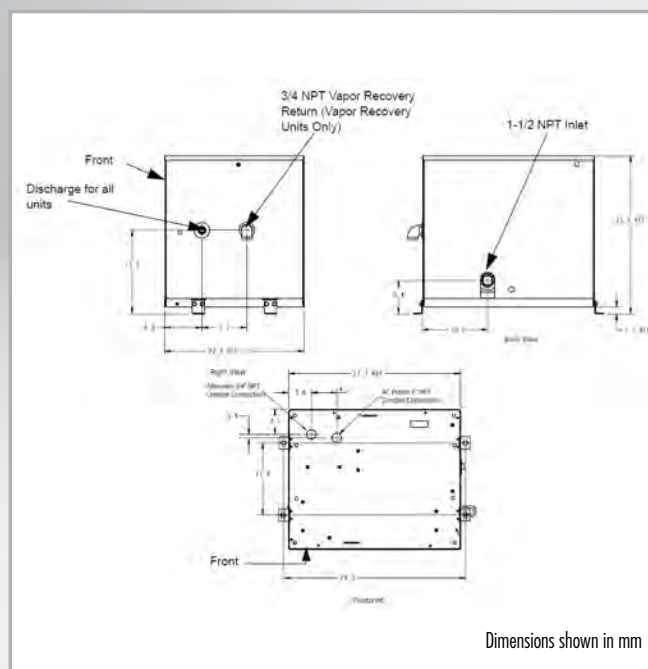
Mount pump on top, side of tank or at grade.

FAST

Rated at 21 gpm.

VERSATILE

Use with Gasboy PLUS or competitive, fuel-management controllers for complete fuel management.



ATLAS MODELS

G A S B O Y M O D E L S

Model Number	Description	Type	Hoses	Products	Register	Flow Rating
9153K						
9153K	Hi-flow Single Pump	Pump	1	1	Mech	22 gpm
9152KTW1	Std-flow Twin 1 Pump	Pump	2	1	Mech	15 gpm
9153KTW1M	Hi-flow Twin 1 Pump	Pump	2	1	Mech	22 gpm
9153KTW2	Hi-flow Twin 2 Pump	Pump	2	2	Mech	22 gpm
9153KX	Hi-flow Single Dispenser	Dispenser	1	1	Mech	22 gpm
9153KXTW1	Hi-flow Twin 1 Dispenser	Dispenser	2	1	Mech	22 gpm
9153KXTW2	Hi-flow Twin 2 Dispenser	Dispenser	2	2	Mech	22 gpm
9853K						
9853K	Hi-flow Single Pump	Pump	1	1	Elec	22 gpm
9852KTW1	Std-flow Twin 1 Pump	Pump	2	1	Elec	15 gpm
9853KTW1M	Hi-flow Twin 1 Pump	Pump	2	1	Elec	22 gpm
9853KTW2	Hi-flow Twin 2 Pump	Pump	2	2	Elec	22 gpm
9853KX	Hi-flow Single Dispenser	Dispenser	1	1	Elec	22 gpm
9853KXTW1	Hi-flow Twin 1 Dispenser	Dispenser	2	1	Elec	22 gpm
9853KXTW2	Hi-flow Twin 2 Dispenser	Dispenser	2	2	Elec	22 gpm
9840K						
9840K	Super-hi Single Pump	Pump	1	1	Elec	40 gpm
9840KX	Super-hi Single Dispenser	Dispenser	1	1	Elec	40 gpm

Model Number	Description	Type	Hoses	Products	Register	Flow Rating
9850K						
9850K	Ultra-hi Flow Single Pump	Pump	1	1	Elec	50 gpm
9850KTW3	Ultra-hi Flow Combo Pump	Pump Combo	2	1	Elec	50 gpm
9850KX	Ultra-hi Flow Single Disp	Dispenser	1	1	Elec	50 gpm
9850KXTW1	Ultra-hi Flow Twin 1 Disp	Dispenser	2	1	Elec	50 gpm
9850KXTW2	Ultra-hi Flow Twin 2 Disp	Dispenser	2	2	Elec	50 gpm
9850KXTW3	Ultra-hi Flow Combo Disp	Disp Combo	2	1	Elec	50 gpm
9862K						
9862KX-Z	DEF — Cold Weather	Dispenser	1	1	Elec	
9862KX-WW	DEF — Warm Weather	Dispenser	1	1	Elec	
9862KX-ZWW	DEF — Warm Weather	Dispenser	1	1	Elec	
9872K						
9872KX	E85 — Single	Dispenser	1	1	Elec	15 gpm
9872KXTW1	E85 — Twin 1	Dispenser	2	1	Elec	15 gpm
9823K						
9823K	ASTRA Split AST Pump	Pump	1	1	Elec	21 gpm
9216K						
9216K	Satellite	Satellite	1	1	None	
9216KTW	Satellite	Satellite	2	1	None	

ATLAS FEATURES

G A S B O Y M O D E L S

Feature	Short Description	9853	9840	9850	9823	9872	9862 CW	9862 WW	9153	9216
Approvals	Safety: UL and cUL Listed	S	S	S	S	S	MET	MET	S	S
	W&M: NCWM, Measurement Canada (MC)	S	S	S	S	S	S	S	S	S
Working Pressure	50 psi maximum	S	S	S	S	S	S	S	S	S
Operating Temp	-30°C to +55°C	S	S	S	S	S	S	-11°C	S	S
Unit of Measure	Gallons (liters optional)	S	S	S	S	S	S	S	S	—
Meter	Gilbarco 4 piston PD CFT Meter	S	S	—	S	S	—	—	S	—
	Liquid controls 6 step rotary PD Meter	—	—	S	—	—	—	—	—	—
	Coriolis Mass Flow Meter	—	—	—	—	—	S	S	—	—
Motors/Voltages	1 HP CD — 115V/60Hz (230V/50Hz optional)	S	S	—	S	—	—	—	S	—
	1½ HP CD — 115V/60Hz (230V/50Hz optional)	—	—	S	—	—	—	—	—	—
	3/4 HP CD 380V/50Hz/3-phase	0	0	—	0	—	—	—	0	—
Pump Models	10 vane rotary w/air separator	S	S	—	S	—	—	—	S	—
	High speed rotary vane w/air separator	—	—	S	—	—	—	—	—	—
Solenoid Valve	2-stage valve for Preset Operation (PP)	1"	1½"	1½"	1"	1"	¾"	¾"	1"	1½"
Filters	Internal spin-on style (F)	S	S	Strainer	S	S	Strainer	Strainer	S	—
	External Canister Type	0	0	0	0	—	—	—	0	0
Piping	Internal Fuel Piping	1"	1½"	1½"	1"	1"	¾"	¾"	1"	1½"
Discharge	Hose Connection — NPT	1"	1¼"	1¼"	1"	¾"	1" BSPP	1" BSPP	1"	1¼"
Satellite Piping	Satellite piping connection (S) — disp only	0	0	0	—	—	—	—	0	—
Inlet	Island Connection — NPT	1½"	2"	2"	1½"	1½"	1" BSPP	1" BSPP	1½"	1½"
Junction Box	Field Wiring Junction Box	S	S	S	S	S	S	S	S	S
Housing	G90 Galvanized Steel	13 GA	13 GA	13 GA	11 GA	13 GA	13 GA	13 GA	13 GA	13 GA
Panels	Lockable removable — Painted Galvanized Steel (std) — gauge	20	20	20	16	20	20	20	20	20
	Lockable removable — Kooline Stainless Steel — 22 gauge	0	0	0	—	0	—	0	0	0
Sheathing	Replaceable — Painted G60 Galvanized Steel (std) — gauge	20	20	20	16	20	20	20	20	20
	Replaceable — Kooline Stainless Steel — 22 gauge	0	0	0	—	0	0	0	0	0

Feature	Short Description	9853	9840	9850	9823	9872	9862 CW	9862 WW	9153	9216
Computer/Register	Electronic Register — Volume only display	S	S	S	S	S	S	S	—	—
	Mechanical Register — VR10 volume only	—	—	—	—	—	—	—	S	—
Electronic Display	1" LCD w/LED Backlight & Capacitor Backup	S	S	S	S	S	S	S	—	—
Interface Options	Pulser — 10:1 or 100:1 volume (CC or CX)	—	—	—	—	—	—	—	0	—
	RS-485 — Gasboy CFN, Islander, or TopKat	0	0	0	0	0	0	0	—	—
	Pulse Output I/F	0	0	0	0	0	0	0	—	—
	DC conduit and junction box (D)	S	S	S	—	S	S	S	—	—
	Keytrol (EK)	—	—	—	—	—	—	—	0	—
TopKAT PLUS	TopKAT PLUS with Ethernet conduit (factory install)	0	0	0	—	0	0	0	—	—
Brand Panel Lighting	LED Lighted brand panel (L)	0	0	0	—	0	0	0	0	—
Totalizers	Electronic	S	S	S	S	S	S	S	—	—
	Non-resettable Electro-mechanical	0	0	—	—	0	0	0	—	—
	Non-resettable mechanical	—	—	0	0	—	—	—	S	—
Nozzle Position	Side load	S	S	S	—	S	—	S	S	—
	Front load (Z)	0	0	0	S	0	S	0	—	S
Hose Retractors	Internal hose retractor (I)	0	0	—	—	—	—	—	0	—
	Internal hose reel	—	—	—	—	—	S	—	—	—
	High hose retractor — external post mounted	0	0	0	0	0	—	0	0	0
AST Applications	Pressure Regulating Valve Model 52A — suction pumps only	0	—	—	0	—	—	—	0	—
	9850 Above Ground Tank Kit — suction pumps only	—	—	0	—	—	—	—	—	—
Warranty	12 month — Parts and labor	S	S	S	S	S	S	S	S	S
	Extended — 2, 3, 4 or 5 years	0	0	0	0	0	—	—	0	0
Miscellaneous	ATC (Canada only)	0	0	0	—	—	—	—	—	—
	Hand crank (K)	—	—	—	—	—	—	—	0	—
	Power reset	—	—	—	—	—	—	—	S	—
	Display power fail backup	S	S	S	S	S	S	S	—	—
	Internal cabinet heater (DEF only)	—	—	—	—	—	S	—	—	—
	Balanced vapor recovery	0	—	—	0	—	—	—	0	—
	Healy Universal Kit compatible	0	—	—	—	—	—	—	0	—
	Hose, nozzle, swivel, breakaway	0	0	0	0	0	0	0	0	0

S = Standard; 0 = Optional; — = not available

Accu-Flo
1-800-921-2228
www.accuflo.com



GASBOY

www.gasboy.com

P-7080 | 022217 | Gilbarco Veeder-Root | 7300 W. Friendly Ave., Greensboro, NC 27410