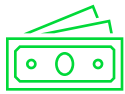
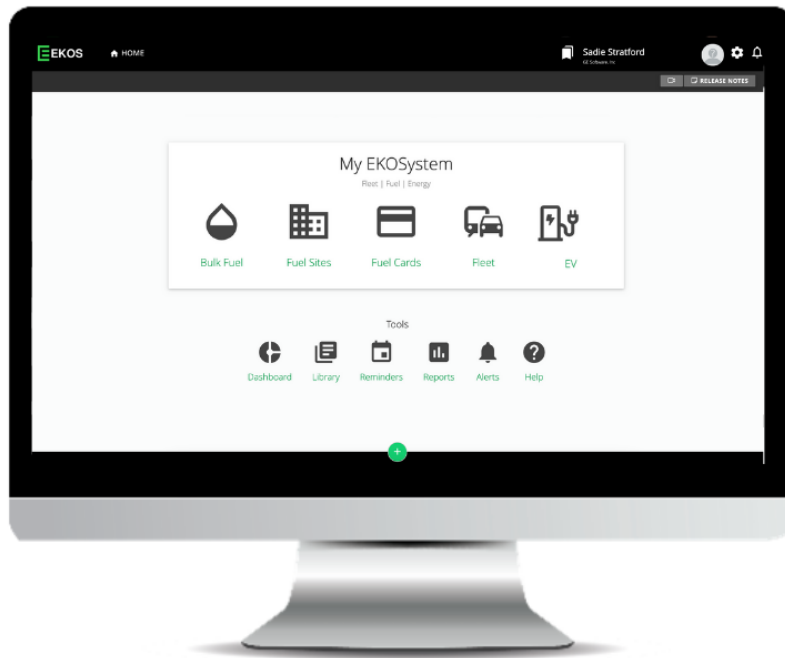


EKOS + GASBOY

YOUR ALL-IN-ONE CLOUD HOSTED FUEL MANAGEMENT SOLUTION



COST TO MAINTAIN

Reduced operational costs and managed infrastructure



DATA BACK UP

Keep all your data backed up and secure



SECURITY

Protect your data and business with EKOS security



PURCHASE FUEL

Purchase your fuel better and save money



MAINTAIN SITES

Manage your sites and transactions efficiently



MANAGE FLEET

Track all your fleet data and maintain your fleets



SOFTWARE OVERVIEW

QUOTES

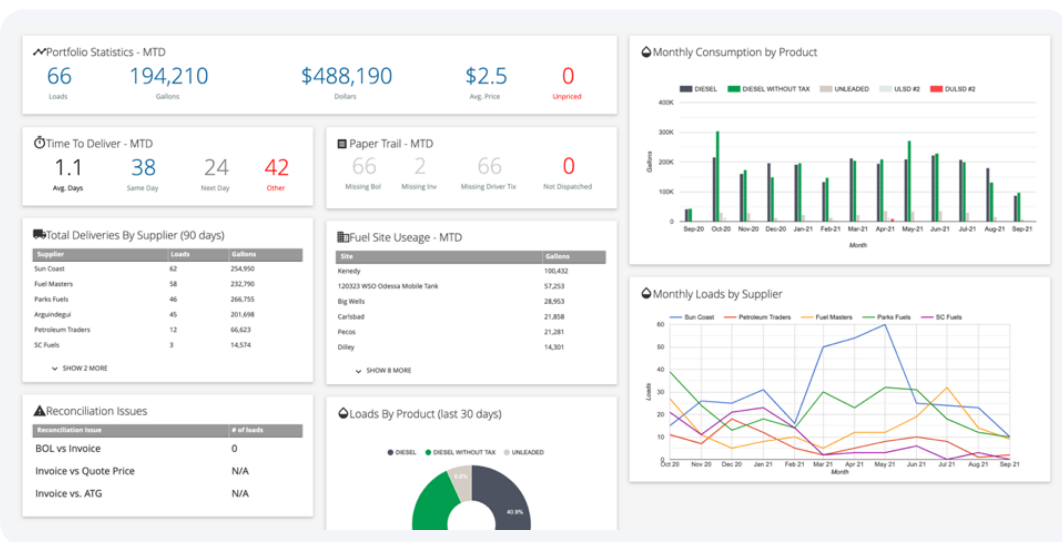
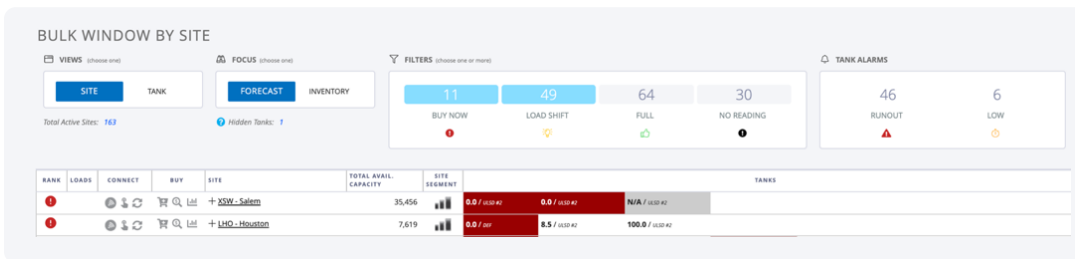
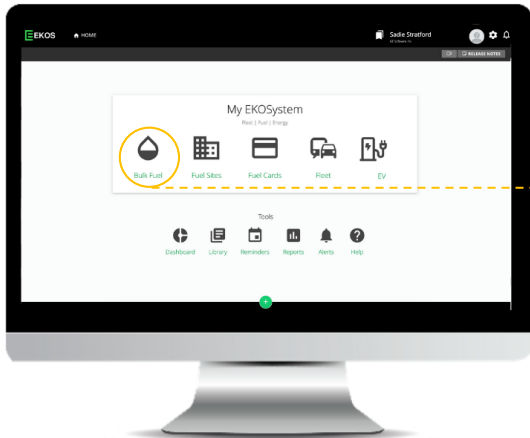
DELIVERIES

BUYING WINDOW

SCORECARD

RACKS

BULK FUEL



Order and dispatch fuel for your sites. EKOS provides a buying window allowing you to manage your inventory. Centralized document repository is used to aide in reconciliation of bulk fuel orders and the ability to monitor bulk fuel quotes against a Fair Fuel Index.

Go to info.myekos.com for more information



SOFTWARE OVERVIEW



FUEL SITES



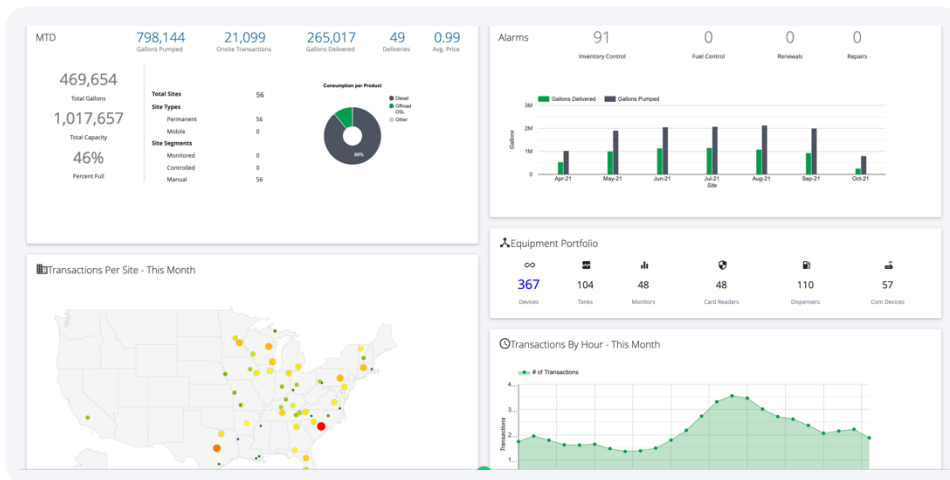
EQUIPMENT

SERVICE REPAIR

TRANSACTIONS

INVENTORY

OVER/SHORT



SITE COMPLIANCE DASHBOARD

Views: Dashboard, All, Due, Completed, Passed, Failed

Results on this grid are based on inspections where the Valid From date is today or before and the Valid To date is today or after.

Site Name	Scheduled Forms	Completed	Due	29% Passed/Completed	2 Failed	0 Expired	100% Passed/Expired	Passed (N)	Failed	Passing (N)
Trig_Test	3	1	1	33.00	1	0	33.00	1	0	33.00
Dist_Test	4	1	0	50.00	1	0	50.00	1	0	50.00
SE Software Lab	1	0	0	0.00	0	0	0.00	0	0	0.00
LevelCan_Test	1	0	0	0.00	0	0	0.00	0	0	0.00
Alloc_Test	0	0	0	0.00	0	0	0.00	0	0	0.00

SERVICE MANAGER

TIP: The Service Manager screen shows the entire WORKFLOW of service/repair including all Tickets that can be manipulated into the Invoice stream. Each stage of the workflow can be clicked on to filter the grid section below. As you change the status of a ticket or under the stats in the stage boxes will update with a current count of orders in that stage.

3 TICKETS	0 SERVICE ORDER	0 DISPATCHED	0 IN PROGRESS	1 WORK COMPLETE	1 INVOICED
-----------	-----------------	--------------	---------------	-----------------	------------

Monitor and know the status of your fleet equipment at a glance. EKOS stores all your equipment in one central place. By utilizing EKOS, you can efficiently and effectively monitor Fuel Sites and Inventory. EKOS uses a fuel loss prevention program to make sure you don't lose fuel. Site inspections can be done from your mobile device.

Go to info.myekos.com for more information



SOFTWARE OVERVIEW



FUEL CARDS



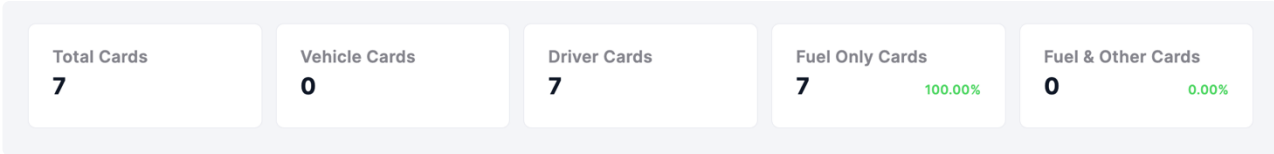
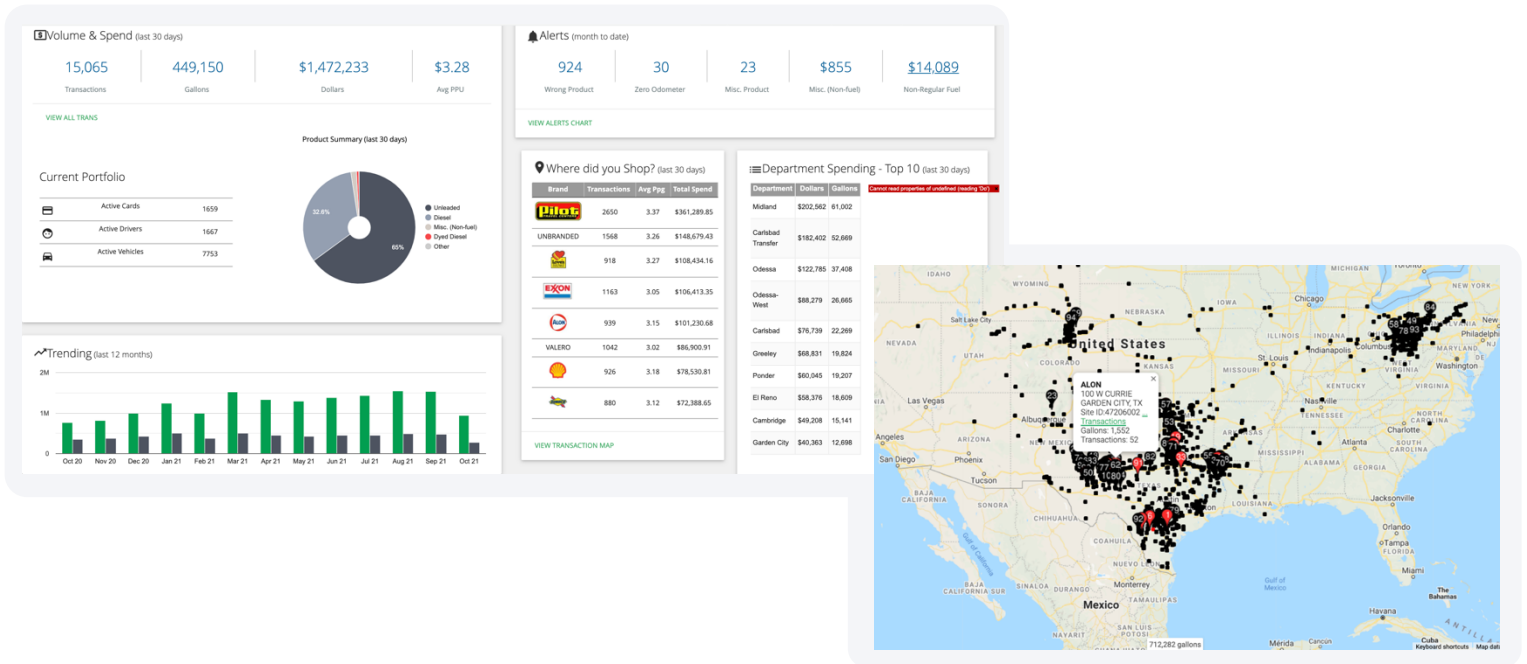
CARDS

DRIVERS

ACCOUNTING

TRANSACTIONS

REPORTS



Manage your fleet driver's transaction process, inventories, and buy at onsite and offsite locations with a universal fleet card. EKOS helps you keep track of your fleet and equipment services. EKOS consolidates all card transactions and places them into one grid for your convenience.

Go to info.myekos.com for more information



SOFTWARE OVERVIEW



FLEET +

- PARTS
- VENDORS
- INSPECTIONS
- ASSETS
- GARAGE

EKOS SERVICE NETWORK

VENDOR STATS

- Communication: 1
- Compliance: 30
- Equipment / Parts: 5
- Manufacturer: 93
- Service / Repair: 405

542
Total Vendors

The EKOS service network is a comprehensive collection of service vendors in the fuel industry and highlights vendors that specialize in service commercial, industrial, and municipal private sites.

CONNECTED VENDORS

Your Vendors: **92**

Connecting to more vendors is a wise idea. It is always good to have a solid network for times of emergency.

VENDOR MAP

Parent Company	Vendor Name	Address	City	State	Zip Code	Phone	Website	Actions
146 SUPPLY CENTER INC	146 SUPPLY CENTER INC	PO BOX 209	MILLBURY	MA	1527			

PREVENTATIVE MAINTENANCE MANAGER

52

ALL REMINDERS

19

SCHEDULED PMS

0

PMS DUE SOON

33

PMS OVERDUE

ASSET MANAGER

ASSET STATS

Total Assets	Vehicles	Equipment	Other Asset
42	39	2	1

STATUS BREAKDOWN

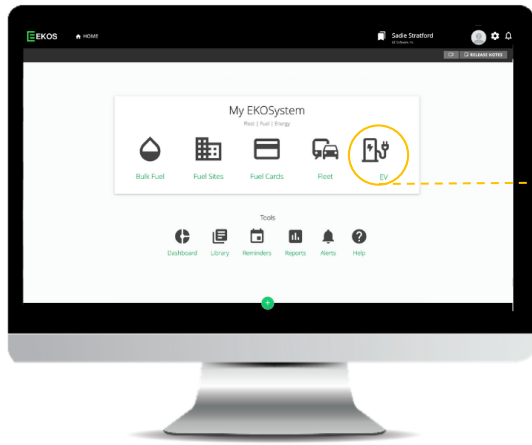
Active	Needs Repair	Out Of Commission	Sold	Totalled	No Status
33	1	1	0	1	5

Easily maintain your fleets by scheduling preventative maintenance, using a garage, and outsourcing to technicians to keep your vehicles running smoothly. Manage all aspects of your fleet including vehicles, inspections, repairs, technicians, parts, warehouses, vendors, tools, and reports. Keep track of all your parts and manage all your work orders from your mobile device.

Go to info.myekos.com for more information



SOFTWARE OVERVIEW



EV +



TOKENS



CHARGERS



TRANSACTIONS



VEHICLES



EKOS CHARGE



EV Dashboard 2024-01-08 to 2024-02-08 Set Dates

General Details					Fuel Summary		Electric Summary	
4	6	0	0	0	0	\$0	62.68	\$15.67
Chargers	Connectors	Total Vehicles	ICE Vehicles	Electric Vehicles	Total Gallons	Total Cost	Total kWh	Total Cost

Connectors				
4	2	0	0	0
Available	Charging	Failed	Unavailable	Suspended

Availability

22	1.41%
Total Transactions	Utilization

Charger Statistics

196	0.71
AVG kWh PER DAY	AVG COST PER SESSION
MIN: 0 MAX: 30.83	MIN: 0 MAX: 7.71

Chargers Map

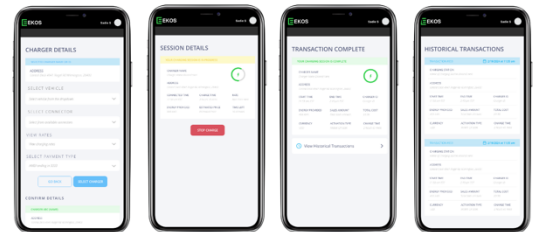
EV Chargers

Export Table CSV | Export All CSV

Search

Site	Name	Firmware Version	Serial Number	Max Capacity	Connectivity status	Connectors
City of Raleigh Transportation Field Services	103365			0kW	online	1
City of Raleigh Solid Waste	BTC2428			0kW	online	2
City of Raleigh Central Operations	BTC2429			0kW	online	2
City of Raleigh Solid Waste	BTC2430			0kW	online	1

Showing 1 to 4 of 4 records



Gain insights into the utilization and performance of your charging stations by viewing private and retail transactions, utilization rates downtime percentage and more. EKOS provides a map view displaying all your charging stations, transactions and provides a high-level pop up of key details. Get your entire EKOSystem connected in one place with EKOS.

Go to info.myekos.com for more information