

# KleeBlue™

*DEF Storage & Dispensing Systems*

Effective: June 1, 2020



## DEF Storage & Dispensing Equipment Product Catalog

Turn-Key Systems  
Dispensers  
Mini-Bulk Tanks  
Bulk Tanks

Specialty Tanks  
Drum & Tote Pumps  
Accessories



1601 Buchanan Road  
Evansville, IN 47720  
(800) 320-2122 | (260) 484-9230 fax  
[www.KleerBlueSolutions.com](http://www.KleerBlueSolutions.com)



## QUALITY PRODUCTS

KleerBlue delivers quality. We believe in creating safe, durable products that offer the most value long-term. From the moment a product is conceptualized to engineering to manufacturing to shipping, our attention to detail is second to none. All our products meet ISO 22241 and PEI RP1100 standards. We manufacture here in the USA. KleerBlue offers the industry's widest offering of DEF dispensing and storage systems. Thanks to our quality products, KleerBlue is here to stay.



## PROVEN EXPERTISE

KleerBlue has the most in-house expertise in the industry. That expertise was recognized early on when we were asked to be part of the original committee to help establish PEI (Petroleum Equipment Industry) recommended practices and standards for the storage and dispensing of DEF. Through our parent companies, we have a 60 year history handling urea, a main component of DEF. We have a full in-house engineering and PLC programming team and years of PEI experience in engineering, manufacturing, construction, installation, distribution and service. KleerBlue not only understands the liquid and product, we know the business as well.



## CUSTOMER-FIRST APPROACH

KleerBlue believes in making the customer central in all we do. We stand behind our products. KleerBlue offers fair margins. We don't want to give our customers the cheapest products; we want to deliver quality and long-term value. Do we not have what you need? Thanks to our in-house engineering team, we can do custom products to help meet your needs.

| Fort Wayne, Indiana

| Evansville, Indiana





## TURN-KEY SYSTEMS

4

Retail Island-Friendly Mini-Bulk	6	Ultra 500	14
Fleet Island-Friendly Mini-Bulk	8	Tote Enclosure	17
Commercial Island-Friendly Mini-Bulk	10	Fleet Ultra Series	18
Warm Climate Island-Friendly Mini-Bulk	13		

## DEF DISPENSERS

19

Retail APEX Dispenser	21	Fleet REGAL Dispenser	24
Retail REGAL Dispenser	22	Commercial Cabinet Dispenser	25
Fleet APEX Dispenser	23	Commercial Pedestal Dispenser	26

## DEF TANKS

27

Island-Friendly Mini-Bulk Tanks	29	Single Wall Bulk Tanks	33
Ultra Series Tanks	31		

## SPECIALTY TANKS

35

Quick Retail	37	Horizontal Tank Systems	39
Economical Poly Tank Systems	38	Truck Bed Tank & Dispensing System	40

## DRUM & TOTE PUMPS

41

Closed Tote/IBC Systems	43	Closed Drum Systems	45
Open Tote/IBC Systems	44	Open Drum Systems	46

## ACCESSORIES

47






Nozzles, Swivels & Breakaways	48	Thread Sealant	49
Reels & Hoses	49		





# KLEERBLUE TURN-KEY SYSTEMS

# WHICH TURN-KEY SYSTEM IS RIGHT FOR ME?

	<b>COLD CLIMATE MINI-BULK</b> 	<b>WARM CLIMATE MINI-BULK</b> 	<b>500 ULTRA</b> 	<b>TOTE ENCLOSURES</b> 	<b>ULTRA FLEET</b> 
	PG. 6	PG. 13	PG. 14	PG. 17	PG. 18
<b>DEF CAPACITY</b>					
330 Gallons	-	-	-	✓	-
400 Gallons	✓	✓	-	-	-
500 Gallons	-	-	✓	-	-
660 Gallons	-	-	-	✓	-
1000 Gallons	✓	✓	-	-	-
2600 Gallons	-	-	-	-	✓
4400 Gallons	-	-	-	-	✓
Need Larger Capacity? See Bulk Tanks on Pg. 27.					
<b>DISPENSER SPECS</b>					
NTEP & Weights & Measures- Approved	Retail	Retail	Retail	-	-
Certified to CSA C22.2 & UL 508	✓	✓	-	-	-
Total/Volume/PPU Display	Retail	Retail	Retail	-	-
External Volume Display	Retail & Fleet	Retail & Fleet	Retail & Fleet	-	-
Internal Volume Display	Commercial	Commercial	Commercial	-	✓
Compatibility with Most POS Systems & Dispenser Protocols	Retail	Retail	Retail	-	-
Fuel Management Systems (FMS) Compatibility	Fleet & Commercial	Fleet & Commercial	Fleet & Commercial	-	✓
Pulse Output	✓	✓	✓	-	✓
Insulation & Heating	✓	-	✓	✓	✓
Dual Sided Dispenser	Optional (Retail & Fleet)	-	Optional (Retail & Fleet)	-	-
Additional Remote Dispensers Supplied Possible	Up to 7 Additional (Retail & Fleet)	Up to 7 Additional (Retail & Fleet)	Up to 3 Additional (Retail & Fleet)	-	Up to 7 Additional
<b>TANK SPECS</b>					
Insulation & Heating	✓	-	✓	✓	✓
Fueling Island-Friendly	✓	✓	✓	-	-
Blue Exterior	✓	✓	-	-	-
Tan Exterior	Optional (1000 Only)	Optional (1000 Only)	-	-	-
White Exterior	-	-	✓	✓	✓

# 400 Gallon APEX RETAIL Mini-Bulk

**TURN-KEY** Each system comes assembled, pre-wired, tested and ready to install so you can sell DEF right away.

**SINGLE/DUAL SIDED APEX RETAIL DISPENSER** Choose from single or dual-sided APEX dispenser depending on your facility setup. Integrates with most retail POS systems.

**TRUE 400 GALLON CAPACITY** Brimful is 459 gallons of DEF.

**FUELING ISLAND-FRIENDLY** Engineered with a slim profile, these patent-pending units fit on most standard fueling islands.

**EXTREME COLD RESISTANT** With high-grade insulation and redundant heating you can be confident you can sell DEF year-round without interruption. (No dispenser jacket required.)



Made in U.S.A.



KB2010 Island-Oriented/T Frame Shown

## TANK SPECIFICATIONS

- 400 Gallon Fueling Island-Friendly Tank
- US Patent No: US 9,669,991 B1
- Certified to CSA C22.2 & UL 508
- Single Wall Tank in Double Wall Outer Shell
- UV-Protected Virgin HDLPE Polyethylene
- R-16 Insulation - Bottom, Sides & Top
- 400 Watt Redundant Heating System
- Submersible Pump
- Primary & Secondary Tank Vents
- Local Digital Readout Tank Gauge
- Mechanical Overfill Protection
- Island or Lane-Oriented Dispenser Stand
- Anchor Kit

## APEX DISPENSER SPECIFICATIONS

- NTEP & Weights & Measures-Approved
- Certified to CSA C22.2 & UL 508
- DEF Retail Software Electronics
- Pulse Output
- Powder Coated Cabinet
- Stainless Steel Side & Door
- Insulated with Dual 800 Watt Heaters
- Stainless Steel Filter with 1 Micron Cartridge
- Hannay Spring-Rewind Hose Reel
- 18' DEF Hose with Male 3/4" NPT or Female BSPP 1" End

PART NUMBER	DESCRIPTION	DIMENSIONS	LIST PRICE	QTY	TOTAL PRICE
SBD KB2010	Island-Oriented/T Frame*	38" width x 187" length x 68" height	Call		
SBD KB2010-L	Left-Hand Lane Oriented/P Frame*	38" width x 190" length x 68" height	Call		
SBD KB2010-R	Right-Hand Lane Oriented/P Frame*	38" width x 190" length x 68" height	Call		
SBD KB2010-D	Dual Sided Lane Oriented/P Frame*	38" width x 190" length x 68" height	Call		

PART NUMBER	DESCRIPTION	LIST PRICE	QTY	TOTAL PRICE
SBD KBDEDTHT	Mini-Bulk Tank Heater Deduction 400 Gallon	Call		
SBD KBDEDDH	APEX Dispenser Heater & Insulation Deduction	Call		
SBD VOLUMEONLY	Volume Only Display	Call		
SBD M-TOT	Dispenser Mechanical Totalizer (Per Side)	Call		
SBD KBDEDDKTG	Digital Readout Tank Gauge System Deduction	Call		
SBD CSTG	Install Customer-Supplied Tank Gauge (Cable Only for 500 Ultra) (Refer to Pg. 51 for Details)	Call		
SBD 2KLWTMPLRM	Dual Location Low Temperature Audible/Visual Alarm Tank and Dispenser	Call		
SBD 910992	Outlet Kit for Adding Additional Remote Dispensers	Call		
SBD 3/4MFKITMB	Additional 3/4 HP Submersible Pump Kit (Requires 2 Pump Switch Box)	Call		
SBD ADPANEL	Add Two 3' x 8' Aluminum Composite Plain Advertising Panels (No Graphics)	Call		
SBD LSWBOX-4D	Lighted Indicator Switch Box for 1-4 Dispensers (Replaces Standard J-Box)	Call		
SBD LSBX2P4DPS	Lighted Indicator Switch Box for up to 4 Dispensers w/Manual Toggle Switch for Backup Pump 120V (Requires additional backup pump)	Call		
SBD LSWBX2P8D	Lighted Indicator Switch Box 2 Pumps & up to 8 Dispensers 120V	Call		

\*See "Mini-Bulk Dispenser Orientations" on page 51

**TOTAL**

Please see Pg. 48 for Nozzles and Hose End Accessories  
Please see Pg. 48 for Tank Fill Drybreak Kits

# 1000 Gallon APEX RETAIL Mini-Bulk

**TURN-KEY** Each system comes assembled, pre-wired, tested and ready to install so you can sell DEF right away.

**SINGLE/DUAL SIDED APEX RETAIL DISPENSER** Choose from single or dual-sided APEX dispenser depending on your facility setup. Integrates with most retail POS systems.

**TRUE 1000 GALLON CAPACITY** Brimful is 1,070 gallons of DEF.

**FUELING ISLAND-FRIENDLY** Engineered with a slim profile, these patent-pending units fit on most standard fueling islands.

**EXTREME COLD RESISTANT** With high-grade insulation and redundant heating you can be confident you can sell DEF year-round without interruption. (No dispenser jacket required.)



Made in U.S.A.



KB2020 Left-Hand Lane  
Oriented / P Frame Shown

## TANK SPECIFICATIONS

- 1000 Gallon Fueling Island-Friendly Tank
- US Patent No: US 9,669,991 B1
- Certified to CSA C22.2 & UL 508
- Single Wall Tank in Double Wall Outer Shell
- UV-Protected Virgin HDLPE Polyethylene
- R-16 Insulation - Bottom, Sides & Top
- 900 Watt Redundant Heating System
- Submersible Pump
- Primary & Secondary Tank Vents
- Local Digital Readout Tank Gauge
- Mechanical Overfill Protection
- Island or Lane-Oriented Dispenser Stand
- Anchor Kit

## APEX DISPENSER SPECIFICATIONS

- NTEP & Weights & Measures-Approved
- Certified to CSA C22.2 & UL 508
- DEF Retail Software Electronics
- Pulse Output
- Powder Coated Cabinet
- Stainless Steel Side & Door
- Insulated with Dual 800 Watt Heaters
- Stainless Steel Filter with 1 Micron Cartridge
- Hannay Spring-Rewind Hose Reel
- 18' DEF Hose with Male 3/4" NPT or Female BSPP 1" End

PART NUMBER	DESCRIPTION	DIMENSIONS	LIST PRICE	QTY	TOTAL PRICE
SBD KB2020	Island-Oriented/T Frame*	44" width x 187" length x 106" height	Call		
SBD KB2020-L	Left-Hand Lane Oriented/P Frame*	44" width x 190" length x 106" height	Call		
SBD KB2020-R	Right-Hand Lane Oriented/P Frame*	44" width x 190" length x 106" height	Call		
SBD KB2020-D	Dual Sided Lane Oriented/P Frame*	44" width x 190" length x 106" height	Call		

PART NUMBER	DESCRIPTION	LIST PRICE	QTY	TOTAL PRICE
SBD KBMBSC	Tan Color Tank Instead of Standard Blue	Call		
SBD KBDEDTH1	Mini-Bulk Tank Heater Deduction 1000 Gallon	Call		
SBD KBDEDDH	APEX Dispenser Heater & Insulation Deduction	Call		
SBD VOLUMEONLY	Volume Only Display	Call		
SBD M-TOT	Dispenser Mechanical Totalizer (Per Side)	Call		
SBD KBDEDDKTG	Digital Readout Tank Gauge System Deduction	Call		
SBD CSTG	Install Customer-Supplied Tank Gauge (Cable Only for 500 Ultra) (Refer to Pg. 51 for Details)	Call		
SBD 2KLWTMPLRM	Dual Location Low Temperature Audible/Visual Alarm Tank and Dispenser	Call		
SBD 910992	Outlet Kit for Adding Additional Remote Dispensers	Call		
SBD 3/4MFKITMB	Additional 3/4 HP Submersible Pump Kit (Requires 2 Pump Switch Box)	Call		
SBD ADPANEL	Add Two 3' x 8' Aluminum Composite Plain Advertising Panels (No Graphics)	Call		
SBD KBMBSC	Tan Color Tank Instead of Standard Blue	Call		
SBD LSWBOX-4D	Lighted Indicator Switch Box for 1-4 Dispensers (Replaces Standard J-Box)	Call		
SBD LSBX2P4DPS	Lighted Indicator Switch Box for up to 4 Dispensers w/Manual Toggle Switch for Backup Pump 120V (Requires additional backup pump)	Call		
SBD LSWBX2P8D	Lighted Indicator Switch Box 2 Pumps & up to 8 Dispensers 120V	Call		

\*See "Mini-Bulk Dispenser Orientations" on page 51

**TOTAL**

Please see Pg. 48 for Nozzles and Hose End Accessories  
Please see Pg. 48 for Tank Fill Drybreak Kits



# 400 Gallon APEX FLEET Mini-Bulk

**TURN-KEY** Each system comes assembled, pre-wired, tested and ready to install so you can dispense DEF right away.

**SINGLE/DUAL SIDED APEX FLEET DISPENSER** Choose from single or dual-sided APEX dispenser depending on your facility setup. Integrates with most fuel management systems (FMS).

**TRUE 400 GALLON CAPACITY** Brimful is 459 gallons of DEF.

**FUELING ISLAND-FRIENDLY** Engineered with a slim profile, these patent-pending units fit on most standard fueling islands.

**EXTREME COLD RESISTANT** With high-grade insulation and redundant heating you can be confident you can sell DEF year-round without interruption. (No dispenser jacket required.)



Made in U.S.A.



KB2040 Island-Oriented/T Frame Shown

## TANK SPECIFICATIONS

- 400 Gallon Fueling Island-Friendly Tank
- US Patent No: US 9,669,991 B1
- Certified to CSA C22.2 & UL 508
- Single Wall Tank in Double Wall Outer Shell
- UV-Protected Virgin HDLPE Polyethylene
- R-16 Insulation - Bottom, Sides & Top
- 400 Watt Redundant Heating System
- Submersible Pump
- Primary & Secondary Tank Vents
- Local Digital Readout Tank Gauge
- Mechanical Overfill Protection
- Island or Lane-Oriented Dispenser Stand
- Anchor Kit

## APEX DISPENSER SPECIFICATIONS

- Certified to CSA C22.2 & UL 508
- DEF Fleet Software Electronics
- Pulse Output
- Powder Coated Cabinet
- Stainless Steel Side & Door
- Insulated with Dual 800 Watt Heaters
- Stainless Steel Filter with 1 Micron Cartridge
- Spring-Rewind Hose Reel
- 25' DEF Hose with Male 3/4" NPT or Female BSPP 1" End

PART NUMBER	DESCRIPTION	DIMENSIONS	LIST PRICE	QTY	TOTAL PRICE
SBD KB2040	Island-Oriented/T Frame*	38" width x 187" length x 68" height	Call		
SBD KB2040-L	Left-Hand Lane Oriented/P Frame*	38" width x 190" length x 68" height	Call		
SBD KB2040-R	Right-Hand Lane Oriented/P Frame*	38" width x 190" length x 68" height	Call		
SBD KB2040-D	Dual Sided Lane Oriented/P Frame*	38" width x 190" length x 68" height	Call		

PART NUMBER	DESCRIPTION	LIST PRICE	QTY	TOTAL PRICE
SBD KBDEDTHT	Mini-Bulk Tank Heater Deduction 400 Gallon	Call		
SBD KBDEDDH	APEX Dispenser Heater & Insulation Deduction	Call		
SBD KBDEDDKTG	Digital Readout Tank Gauge System Deduction	Call		
SBD CSTG	Install Customer-Supplied Tank Gauge (Cable Only for 500 Ultra) (Refer to Pg. 51 for Details)	Call		
SBD M-TOT	Dispenser Mechanical Totalizer (Per Side)	Call		
SBD 2KLWTMPLRM	Dual Location Low Temperature Audible/Visual Alarm Tank and Dispenser	Call		
SBD 910992	Outlet Kit for Adding Additional Remote Dispensers	Call		
SBD 3/4MFKITMB	Additional 3/4 HP Submersible Pump Kit (Requires 2 Pump Switch Box)	Call		
SBD LSWBOX-4D	Lighted Indicator Switch Box for 1-4 Dispensers (Replaces Standard J-Box)	Call		
SBD LSBX2P4DPS	Lighted Indicator Switch Box for up to 4 Dispensers w/Manual Toggle Switch for Backup Pump 120V (Requires additional backup pump)	Call		
SBD LSWBX2P8D	Lighted Indicator Switch Box 2 Pumps & up to 8 Dispensers 120V	Call		

\*See "Mini-Bulk Dispenser Orientations" on page 51

**TOTAL**

Please see Pg. 48 for Nozzles and Hose End Accessories  
Please see Pg. 48 for Tank Fill Drybreak Kits



# 1000 Gallon APEX FLEET Mini-Bulk

**TURN-KEY** Each system comes assembled, pre-wired, tested and ready to install so you can dispense DEF right away.

**SINGLE/DUAL SIDED APEX FLEET DISPENSER** Choose from single or dual-sided APEX dispenser depending on your facility setup. Integrates with most fuel management systems (FMS).

**TRUE 1000 GALLON CAPACITY** Brimful is 1,070 gallons of DEF.

**FUELING ISLAND-FRIENDLY** Engineered with a slim profile, these patent-pending units fit on most standard fueling islands.

**EXTREME COLD RESISTANT** With high-grade insulation and redundant heating you can be confident you can sell DEF year-round without interruption. (No dispenser jacket required.)



Made in U.S.A.



KB2050 Right-Hand Lane Oriented/ P Frame Shown

## TANK SPECIFICATIONS

- 1000 Gallon Fueling Island-Friendly Tank
- US Patent No: US 9,669,991 B1
- Certified to CSA C22.2 & UL 508
- Single Wall Tank in Double Wall Outer Shell
- UV-Protected Virgin HDLPE Polyethylene
- R-16 Insulation - Bottom, Sides & Top
- 900 Watt Redundant Heating System
- Submersible Pump
- Primary & Secondary Tank Vents
- Local Digital Readout Tank Gauge
- Mechanical Overfill Protection
- Island or Lane-Oriented Dispenser Stand
- Anchor Kit

## APEX DISPENSER SPECIFICATIONS

- Certified to CSA C22.2 & UL 508
- DEF Fleet Software Electronics
- Pulse Output
- Powder Coated Cabinet
- Stainless Steel Side & Door
- Insulated with Dual 800 Watt Heaters
- Stainless Steel Filter with 1 Micron Cartridge
- Spring-Rewind Hose Reel
- 25' DEF Hose with Male 3/4" NPT or Female BSPP 1" End

PART NUMBER	DESCRIPTION	DIMENSIONS	LIST PRICE	QTY	TOTAL PRICE
SBD KB2050	Island-Oriented/T Frame*	44" width x 187" length x 106" height	Call		
SBD KB2050-L	Left-Hand Lane Oriented/P Frame*	44" width x 190" length x 106" height	Call		
SBD KB2050-R	Right-Hand Lane Oriented/P Frame*	44" width x 190" length x 106" height	Call		
SBD KB2050-D	Dual Sided Lane Oriented/P Frame*	44" width x 190" length x 106" height	Call		

PART NUMBER	DESCRIPTION	LIST PRICE	QTY	TOTAL PRICE
SBD KBMBSC	Tan Color Tank Instead of Standard Blue	Call		
SBD KBDEDTH1	Mini-Bulk Tank Heater Deduction 1000 Gallon	Call		
SBD KBDEDDH	APEX Dispenser Heater & Insulation Deduction	Call		
SBD KBDEDDKTG	Digital Readout Tank Gauge System Deduction	Call		
SBD CSTG	Install Customer-Supplied Tank Gauge (Cable Only for 500 Ultra) (Refer to Pg. 51 for Details)	Call		
SBD M-TOT	Dispenser Mechanical Totalizer (Per Side)	Call		
SBD 2KLWTMPLRM	Dual Location Low Temperature Audible/Visual Alarm Tank and Dispenser	Call		
SBD 910992	Outlet Kit for Adding Additional Remote Dispensers	Call		
SBD 3/4MFKITMB	Additional 3/4 HP Submersible Pump Kit (Requires 2 Pump Switch Box)	Call		
SBD KBMBSC	Tan Color Tank Instead of Standard Blue	Call		
SBD LSWBOX-4D	Lighted Indicator Switch Box for 1-4 Dispensers (Replaces Standard J-Box)	Call		
SBD LSBX2P4DPS	Lighted Indicator Switch Box for up to 4 Dispensers w/Manual Toggle Switch for Backup Pump 120V (Requires additional backup pump)	Call		
SBD LSWBX2P8D	Lighted Indicator Switch Box 2 Pumps & up to 8 Dispensers 120V	Call		

\*See "Mini-Bulk Dispenser Orientations" on page 51

**TOTAL**

Please see Pg. 48 for Nozzles and Hose End Accessories

Please see Pg. 48 for Tank Fill Drybreak Kits

# 400 Gallon COMMERCIAL Mini-Bulk

**TURN-KEY** Each system comes assembled, pre-wired, tested and ready to install so you can dispense DEF right away.

**TRUE 400 GALLON CAPACITY** Brimful is 459 gallons of DEF.

**FUELING ISLAND-FRIENDLY** Engineered with a slim profile, these patent-pending units fit on most standard fueling islands.

**EXTREME COLD RESISTANT TANK** With high-grade insulation and redundant heating in the tank you can be confident you can dispense DEF year-round without interruption.



## TANK SPECIFICATIONS

- 400 Gallon Fueling Island-Friendly Tank
- US Patent No: US 9,669,991 B1
- Certified to CSA C22.2 & UL 508
- Single Wall Tank in Double Wall Outer Shell
- UV-Protected Virgin HDLPE Polyethylene
- R-16 Insulation - Bottom, Sides & Top
- 400 Watt Redundant Heating System
- Submersible Pump
- Primary & Secondary Tank Vents
- Local Digital Readout Tank Gauge
- Mechanical Overfill Protection
- Anchor Kit

## DISPENSER SPECIFICATIONS

- Aluminum Cabinet
- Insulated with 400 Watt Heater
- Polypropylene Filter with 1 Micron Cartridge
- Commercial Digital Flow Meter
- 12' DEF Hose with Male 3/4" NPT or Female BSPP 1" End
- On/Off Timer
- Optional Pulse Output (Up to 100:1)
- Optional Hannay Spring-Rewind Hose Reel & 25' or 50' Hose

PART NUMBER	DESCRIPTION	DIMENSIONS	LIST PRICE	QTY	TOTAL PRICE
SBD KB2060-PO	400 Gallon with KB1060-PO Dispenser includes Pulse Output	38" width x 155" length x 62" height	Call		
SBD KB2060-POHR	400 Gallon with KB1060-POHR Dispenser Includes 25' Hose Reel & Pulse Output	38" width x 171" length x 62" height	Call		

PART NUMBER	DESCRIPTION	LIST PRICE	QTY	TOTAL PRICE
SBD KBDEDTHT	Mini-Bulk Tank Heater Deduction 400 Gallon	Call		
SBD DEDCOMH	Dispenser Heater Deduction (Insulation Remains)	Call		
SBD ADD-LEDLIT	Dispenser Interior LED Light	Call		
SBD 920004-12	Second Heater Add On for Commercial Dispensers, HR Version Only	Call		
SBD KBDEDDKTG	Digital Readout Tank Gauge System Deduction	Call		
SBD CSTG	Install Customer-Supplied Tank Gauge (Cable Only for 500 Ultra) (Refer to Pg. 51 for Details)	Call		
SBD ADD-REEL50	Replace 25' Hose & Reel with 50' Hose & Reel (Hose Reel Units Only)	Call		
SBD 2KLWTMPLRM	Dual Location Low Temperature Audible/Visual Alarm Tank and Dispenser	Call		
<b>TOTAL</b>				

Please see Pg. 48 for Nozzles and Hose End Accessories  
Please see Pg. 48 for Tank Fill Drybreak Kits

# 1000 Gallon COMMERCIAL Mini-Bulk

**TURN-KEY** Each system comes pre-wired, tested and ready to install so you can dispense DEF right away.

**TRUE 1000 GALLON CAPACITY** Brimful can hold 1070 gallons of DEF.

**FUELING ISLAND-FRIENDLY** Engineered with a slim profile, these patent-pending units fit on most standard fueling islands.

**EXTREME COLD RESISTANT** With high-grade insulation and redundant heating you can be confident you can sell DEF year-round without interruption. (No dispenser jacket required.)



Made in U.S.A.



KB2070-HR  
Extended  
Cabinet for  
Hose Reel

KB2070  
Standard  
Cabinet

## TANK SPECIFICATIONS

- 1000 Gallon Fueling Island-Friendly Tank
- US Patent No: US 9,669,991 B1
- Certified to CSA C22.2 & UL 508
- Single Wall Tank in Double Wall Outer Shell
- UV-Protected Virgin HDLPE Polyethylene
- R-16 Insulation - Bottom, Sides & Top
- 900 Watt Redundant Heating System
- Submersible Pump
- Primary & Secondary Tank Vents
- Local Digital Readout Tank Gauge
- Mechanical Overfill Protection
- Anchor Kit

## DISPENSER SPECIFICATIONS

- Aluminum Cabinet
- Insulated with 400 Watt Heater
- Polypropylene Filter with 1 Micron Cartridge
- Commercial Digital Flow Meter
- 12' DEF Hose with Male 3/4" NPT or Female BSPP 1" End
- On/Off Timer
- Optional Pulse Output (Up to 100:1)
- Optional Hannay Spring-Rewind Hose Reel & 25' or 50' Hose

PART NUMBER	DESCRIPTION	DIMENSIONS	LIST PRICE	QTY	TOTAL PRICE
SBD KB2070-PO	1,000 Gallon with KB1060-PO Dispenser Includes Pulse Output	44" width x 155" length x 106" height	Call		
SBD KB2070-POHR	1,000 Gallon with KB1060-POHR Dispenser Includes Hose Reel & Pulse Output	44" width x 171" length x 106" height	Call		

PART NUMBER	DESCRIPTION	LIST PRICE	QTY	TOTAL PRICE
SBD KBMBSC	Tan Color Tank Instead of Standard Blue	Call		
SBD KBDEDTH1	Mini-Bulk Tank Heater Deduction 1000 Gallon	Call		
SBD DEDCOMH	Dispenser Heater Deduction (Insulation Remains)	Call		
SBD ADD-LEDLIT	Dispenser Interior LED Light	Call		
SBD 920004-12	Second Heater Add On for Commercial Dispensers, HR Version Only	Call		
SBD KBDEDDKTG	Digital Readout Tank Gauge System Deduction	Call		
SBD CSTG	Install Customer-Supplied Tank Gauge (Cable Only for 500 Ultra) (Refer to Pg. 51 for Details)	Call		
SBD ADD-REEL50	Replace 25' Hose & Reel with 50' Hose & Reel (Hose Reel Units Only)	Call		
SBD 2KLWTMPLRM	Dual Location Low Temperature Audible/Visual Alarm Tank and Dispenser	Call		
SBD KBMBSC	Tan Color Tank Instead of Standard Blue	Call		
<b>TOTAL</b>				

Please see Pg. 48 for Nozzles and Hose End Accessories  
Please see Pg. 48 for Tank Fill Drybreak Kits



# Warm Climate REGAL RETAIL Mini-Bulk

**TURN-KEY** Each system comes assembled, pre-wired, tested and ready to install so you can dispense DEF right away.

**REGAL RETAIL DISPENSER** This indoor/warm climate dispenser provides the power of the APEX, but without the insulation and heating, providing cost savings. Integrates with most retail POS systems.

**TRUE 400/1000 GALLON CAPACITY** Brimful is 459 or 1,070 gallons of DEF.

**FUELING ISLAND-FRIENDLY** Engineered with a slim profile, these units fit on most standard fueling islands.



Made in U.S.A.



SBD KB2019  
400 Gallon Island-Oriented/T Frame Shown

## TANK SPECIFICATIONS

- 400/1000 Gallon Fueling Island-Friendly Tank
- US Patent No: US 9,669,991 B1
- Certified to CSA C22.2 & UL 508
- Single Wall Tank in Double Wall Outer Shell
- UV-Protected Virgin HDLPE Polyethylene
- Submersible Pump
- Primary & Secondary Tank Vents
- Local Digital Readout Tank Gauge
- Mechanical Overfill Protection
- Island or Lane-Oriented Dispenser Stand
- Anchor Kit

## REGAL DISPENSER SPECIFICATIONS

- Certified to CSA C22.2 & UL 508
- DEF Retail Software Electronics
- Pulse Output
- Powder Coated Cabinet
- Stainless Steel Side & Door
- Stainless Steel Filter with 1 Micron Cartridge
- Optional Hose Retractor
- 10' DEF Hose with Male 3/4" NPT or Female BSPP 1" End

PART NUMBER	DESCRIPTION	DIMENSIONS	LIST PRICE	QTY	TOTAL PRICE
SBD KB2019	400 Gallon Island-Oriented/T Frame	38" width x 171" length x 68" height	Call		
SBD KB2019-L	400 Gallon Left-Hand Lane Oriented/P Frame	38" width x 171" length x 68" height	Call		
SBD KB2029	1,000 Gallon Island-Oriented/T Frame	44" width x 171" length x 106" height	Call		
SBD KB2029-L	1,000 Gallon Left-Hand Lane Oriented/P Frame	44" width x 171" length x 106" height	Call		

PART NUMBER	DESCRIPTION	LIST PRICE	QTY	TOTAL PRICE
SBD KBDEDDKTG	Digital Readout Tank Gauge System Deduction	Call		
SBD CSTG	Install Customer-Supplied Tank Gauge (Cable Only for 500 Ultra) (Refer to Pg. 51 for Details)	Call		
SBD M-TOT	Dispenser Mechanical Totalizer (Per Side)	Call		
SBD HOSERETR	Hose Retractor for Regal with 15' of Discharge Hose	Call		
SBD 910992	Outlet Kit for Adding Additional Remote Dispensers	Call		
SBD ADPANEL	Add Two 3' x 8' Aluminum Composite Plain Advertising Panels (No Graphics)	Call		
SBD 3/4MFKITMB	Additional 3/4 HP Submersible Pump Kit (Requires 2 Pump Switch Box)	Call		
SBD KBMBSC	Tan Color Tank Instead of Standard Blue (1000 Gallon Only)	Call		
SBD LSWBOX-4D	Lighted Indicator Switch Box for 1-4 Dispensers (Replaces Standard J-Box)	Call		
SBD LSBX2P4DPS	Lighted Indicator Switch Box for up to 4 Dispensers w/Manual Toggle Switch for Backup Pump 120V (Requires additional backup pump)	Call		
SBD LSWBX2P8D	Lighted Indicator Switch Box 2 Pumps & up to 8 Dispensers 120V	Call		
<b>TOTAL</b>				

Please see Pg. 48 for Nozzles and Hose End Accessories  
Please see Pg. 48 for Tank Fill Drybreak Kits

# Warm Climate REGAL FLEET Mini-Bulk

**TURN-KEY** Each system comes assembled, pre-wired, tested and ready to install so you can dispense DEF right away.

**REGAL FLEET DISPENSER** This indoor/warm climate dispenser provides the power of the APEX, but without the insulation and heating, providing cost savings. Integrates with most fuel management systems (FMS).

**TRUE 400/1000 GALLON CAPACITY** Brimful is 459 or 1,070 gallons of DEF.

**FUELING ISLAND-FRIENDLY** Engineered with a slim profile, these units fit on most standard fueling islands.



Made in U.S.A.



SBD KB2055  
1000 Gallon Island-Oriented/T Frame Shown

## TANK SPECIFICATIONS

- 400/1000 Gallon Fueling Island-Friendly Tank
- US Patent No: US 9,669,991 B1
- Certified to CSA C22.2 & UL 508
- Single Wall Tank in Double Wall Outer Shell
- UV-Protected Virgin HDLPE Polyethylene
- Submersible Pump
- Primary & Secondary Tank Vents
- Local Digital Readout Tank Gauge
- Mechanical Overfill Protection
- Island or Lane-Oriented Dispenser Stand
- Anchor Kit

## REGAL DISPENSER SPECIFICATIONS

- Certified to CSA C22.2 & UL 508
- DEF Fleet Software Electronics
- Pulse Output
- Powder Coated Cabinet
- Stainless Steel Side & Door
- Stainless Steel Filter with 1 Micron Cartridge
- Optional Hose Retractor
- 10' DEF Hose with Male 3/4" NPT or Female BSPP 1" End

PART NUMBER	DESCRIPTION	DIMENSIONS	LIST PRICE	QTY	TOTAL PRICE
SBD KB2045	400 Gallon Island-Oriented/T Frame	38" width x 171" length x 68" height	Call		
SBD KB2045-L	400 Gallon Left-Hand Lane Oriented/P Frame	38" width x 171" length x 68" height	Call		
SBD KB2055	1,000 Gallon Island-Oriented/T Frame	44" width x 171" length x 106" height	Call		
SBD KB2055-L	1,000 Gallon Left-Hand Lane Oriented/P Frame	44" width x 171" length x 106" height	Call		

PART NUMBER	DESCRIPTION	LIST PRICE	QTY	TOTAL PRICE
SBD KBMBSC	Tan Color Tank Instead of Standard Blue	Call		
SBD KBDEDDKTG	Digital Readout Tank Gauge System Deduction	Call		
SBD CSTG	Install Customer-Supplied Tank Gauge (Cable Only for 500 Ultra) (Refer to Pg. 51 for Details)	Call		
SBD M-TOT	Dispenser Mechanical Totalizer (Per Side)	Call		
SBD HOSERETR	Hose Retractor for Regal with 15' of Discharge Hose	Call		
SBD 910992	Outlet Kit for Adding Additional Remote Dispensers	Call		
SBD 3/4MFKITMB	Additional 3/4 HP Submersible Pump Kit (Requires 2 Pump Switch Box)	Call		
SBD KBMBSC	Tan Color Tank Instead of Standard Blue (1000 Gallon Only)	Call		
SBD LSWBOX-4D	Lighted Indicator Switch Box for 1-4 Dispensers (Replaces Standard J-Box)	Call		
SBD LSBX2P4DPS	Lighted Indicator Switch Box for up to 4 Dispensers w/Manual Toggle Switch for Backup Pump 120V (Requires additional backup pump)	Call		
SBD LSWBX2P8D	Lighted Indicator Switch Box 2 Pumps & up to 8 Dispensers 120V	Call		
<b>TOTAL</b>				

Please see Pg. 48 for Nozzles and Hose End Accessories  
Please see Pg. 48 for Tank Fill Drybreak Kits

# Ultra 500 RETAIL Enclosure System

**SMALL FOOTPRINT** The enclosure base is only 48" long by 36" wide so it can be used even where space is limited.

**AESTHETICALLY PLEASING** The white exterior looks great at any facility.

**WEATHER-RESISTANT** High performance composite exterior panels help protect against the elements to ensure the enclosure looks great for years.

**RETAIL DISPENSER** Choose from APEX or REGAL pedestal dispenser depending on your facility setup. The APEX & REGAL dispensers integrate with most retail POS systems.



Made in U.S.A.



## TANK SPECIFICATIONS

- 500 (528 Brimful) Gallon Fueling Island-Friendly Tank
- High Performance Composite Housing Panels
- HDLPE Primary Tank
- Insulation Top, Bottom, & Sides
- 600 Watt Heating System
- Submersible Pump
- Primary & Secondary Tank Vent
- Local Digital Readout Tank Gauge
- Mechanical Overfill Protection
- Anchor Kit
- Stainless Top

## APEX DISPENSER SPECIFICATIONS

- NTEP & Weights & Measures-Approved
- Certified to CSA C22.2 & UL 508
- DEF Retail Software Electronics
- Pulse Output
- Powder Coated Cabinet
- Stainless Steel Side & Door
- Insulated with Dual 800 Watt Heaters
- Stainless Steel Filter with 1 Micron Cartridge
- Hannay Spring-Rewind Hose Reel
- 18' DEF Hose with Male 3/4" NPT or Female BSPP 1" End

## REGAL DISPENSER SPECIFICATIONS

- NTEP & Weights & Measures-Approved
- Certified to CSA C22.2 & UL 508
- DEF Retail Software Electronics
- Pulse Output
- Powder Coated Cabinet
- Stainless Steel Filter with 1 Micron Cartridge
- Optional Hose Retractor
- 10' DEF Hose with Male 3/4" NPT or Female BSPP 1" End

PART NUMBER	DESCRIPTION	DIMENSIONS	LIST PRICE	QTY	TOTAL PRICE
SBD KB50015A	APEX Retail Dispenser Island-Oriented/T Frame	48" width x 68" length x 107" height	Call		
SBD KB50015A-L	APEX Retail Dispenser Lane-Oriented/P Frame	48" width x 72" length x 107" height	Call		
SBD KB50015A-D	APEX Retail Dual Dispenser Lane-Oriented/P Frame	48" width x 72" length x 107" height	Call		
SBD KB50016R	Regal Retail Dispenser Island-Oriented/T Frame	48" width x 50" length x 107" height	Call		
SBD KB50016R-L	Regal Retail Dispenser Lane-Oriented/P Frame	48" width x 60" length x 107" height	Call		

PART NUMBER	DESCRIPTION	LIST PRICE	QTY	TOTAL PRICE
SBD KBDEDDH	APEX Dispenser Heater & Insulation Deduction	Call		
SBD M-TOT	Dispenser Mechanical Totalizer (Per Side)	Call		
SBD 2KLWTMPLRM	Dual Location Low Temperature Audible/Visual Alarm Tank and Dispenser	Call		
SBD KBDEDHT	Deduct 500 Ultra Standard Tank Heat and Insulation (For APEX Units Only)	Call		
SBD KBDEDTG	Deduct 500 Ultra Standard Tank Gauge (SBD TG-500)	Call		
SBD CSTG	Install Customer-Supplied Tank Gauge (Cable Only for 500 Ultra)	Call		
SBD 910992	Outlet Kit for Adding Additional Remote Dispensers	Call		
SBD HOSERETR	Hose Retractor for Regal with 15' of Discharge Hose	Call		
SBD LSWBOX-4D	Lighted Indicator Switch Box for 1-4 Dispensers (Replaces Standard J-Box)	Call		
SBD TG500H/L-A	Ultra 500 Tank Gauge with High/Low Level Alarm - Add On for Digital Tank Gauge	Call		
SBD 36MOUNT	Dispenser mounting on 36" Side of 500 Ultra	Call		
		<b>TOTAL</b>		

Please see Pg. 48 for Nozzles and Hose End Accessories  
Please see Pg. 48 for Tank Fill Drybreak Kits



# Ultra 500 FLEET Enclosure System

**SMALL FOOTPRINT** The enclosure base is only 48" long by 36" wide so it can be used even where space is limited.

**AESTHETICALLY PLEASING** The white exterior looks great at any facility.

**WEATHER-RESISTANT** High performance composite exterior panels help protect against the elements to ensure the enclosure looks great for years.

**FLEET DISPENSER** Choose from APEX or REGAL fleet dispensers depending on your facility setup. Integrates with most fuel management systems (FMS).



Made in U.S.A.

## TANK SPECIFICATIONS

- 500 (528 Brimful) Gallon Fueling Island-Friendly Tank
- High Performance Composite Housing Panels
- HDLPE Primary Tank
- Insulation Top, Bottom, & Sides
- 600 Watt Heating System
- Submersible Pump
- Primary & Secondary Tank Vent
- Local Digital Readout Tank Gauge
- Mechanical Overfill Protection
- Anchor Kit
- Stainless Top

## APEX DISPENSER SPECIFICATIONS

- Certified to CSA C22.2 & UL 508
- DEF Fleet Software Electronics
- Pulse Output
- Powder Coated Cabinet
- Stainless Steel Side & Door
- Insulated with Dual 800 Watt Heaters
- Stainless Steel Filter with 1 Micron Cartridge
- Spring-Rewind Hose Reel
- 25' DEF Hose with Male 3/4" NPT or Female BSPP 1" End

## REGAL DISPENSER SPECIFICATIONS

- Certified to CSA C22.2 & UL 508
- DEF Fleet Software Electronics
- Pulse Output
- Powder Coated Cabinet
- Poly Filter with 1 Micron Cartridge
- Optional Hose Retractor
- 10' DEF Hose with Male 3/4" NPT or Female BSPP 1" End

PART NUMBER	DESCRIPTION	DIMENSIONS	LIST PRICE	QTY	TOTAL PRICE
SBD KB50025A	APEX Fleet Dispenser Island-Oriented/T Frame	48" width x 68" length x 107" height	Call		
SBD KB50025A-L	APEX Fleet Dispenser Island-Oriented/P Frame	48" width x 72" length x 107" height	Call		
SBD KB50025A-D	APEX Fleet Dual Dispenser Lane-Oriented/P Frame	48" width x 72" length x 107" height	Call		
SBD KB50026R	Regal Fleet Dispenser Island-Oriented/T Frame	48" width x 50" length x 107" height	Call		
SBD KB50026R-L	Regal Fleet Dispenser Lane-Oriented/P Frame	48" width x 60" length x 107" height	Call		

PART NUMBER	DESCRIPTION	LIST PRICE	QTY	TOTAL PRICE
SBD KBDEDDH	APEX Dispenser Heater & Insulation Deduction	Call		
SBD M-TOT	Dispenser Mechanical Totalizer (Per Side)	Call		
SBD 2KLWTMPLRM	Dual Location Low Temperature Audible/Visual Alarm Tank and Dispenser	Call		
SBD KBDEDDHT	Deduct 500 Ultra Standard Tank Heat and Insulation (For APEX Units Only)	Call		
SBD KBDEDDTG	Deduct 500 Ultra Standard Tank Gauge (SBD TG-500)	Call		
SBD CSTG	Install Customer-Supplied Tank Gauge (Cable Only for 500 Ultra)	Call		
SBD 910992	Outlet Kit for Adding Additional Remote Dispensers	Call		
SBD HOSERETR	Hose Retractor for Regal with 15' of Discharge Hose	Call		
SBD LSWBOX-4D	Lighted Indicator Switch Box for 1-4 Dispensers (Replaces Standard J-Box)	Call		
SBD TG500H/L-A	Ultra 500 Tank Gauge with High/Low Level Alarm - Add On for Digital Tank Gauge	Call		
SBD 36MOUNT	Dispenser mounting on 36" Side of 500 Ultra	Call		
<b>TOTAL</b>				

Please see Pg. 48 for Nozzles and Hose End Accessories  
Please see Pg. 48 for Tank Fill Drybreak Kits

# Ultra 500 COMMERCIAL Enclosure System

**SMALL FOOTPRINT** The enclosure base is only 48" long by 36" wide so it can be used even where space is limited.

**AESTHETICALLY PLEASING** The white exterior looks great at any facility.

**WEATHER-RESISTANT** High performance composite exterior panels help protect against the elements to ensure the enclosure looks great for years.



Made in U.S.A.



## TANK SPECIFICATIONS

- 500 (528 Brimful) Gallon Fueling Island-Friendly Tank
- High Performance Composite Housing Panels
- HDLPE Primary Tank
- Insulation Top, Bottom, & Sides
- 600 Watt Heating System
- Submersible Pump
- Primary & Secondary Tank Vent
- Local Digital Readout Tank Gauge
- Mechanical Overfill Protection
- Anchor Kit
- Stainless Top

## COMMERCIAL DISPENSER SPECIFICATIONS

- Aluminum Cabinet
- Insulated with 400 Watt Heater
- Polypropylene Filter with 1 Micron Cartridge
- Commercial Digital Flow Meter
- 12' DEF Hose with Male 3/4" NPT or Female BSPP 1" End
- On/Off Timer
- Optional Pulse Output (Up to 100:1)
- Optional Hannay Spring-Rewind Hose Reel & 25' or 50' Hose

PART NUMBER	DESCRIPTION	DIMENSIONS	LIST PRICE	QTY	TOTAL PRICE
SBD KB5080-PO	Commercial with KB1060-PO Dispenser	48" width x 60" length x 107" height	Call		
SBD KB5080POHR	Commercial with KB1060POHR Dispenser	48" width x 65" length x 107" height	Call		

PART NUMBER	DESCRIPTION	LIST PRICE	QTY	TOTAL PRICE
SBD KBDEDHT	Deduct 500 Ultra Standard Tank Heat and Insulation (For APEX Units Only)	Call		
SBD DEDCOMH	Dispenser Heater Deduction	Call		
SBD 2KLWTMPLRM	Dual Location Low Temperature Audible/Visual Alarm Tank and Dispenser	Call		
SBD ADD-LEDLIT	Dispenser Interior LED Light	Call		
SBD CSTG	Install Customer-Supplied Tank Gauge (Cable Only for 500 Ultra)	Call		
SBD ADD-REEL50	Replace 25' Hose & Reel with 50' Hose & Reel	Call		
SBD 910992	Outlet Kit for Adding Additional Remote Dispensers	Call		
SBD LSWBOX-4D	Lighted Indicator Switch Box for 1-4 Dispensers (Replaces Standard J-Box)	Call		
SBD TG500H/L-A	Ultra 500 Tank Gauge with High/Low Level Alarm - Add On for Digital Tank Gauge	Call		
SBD 36MOUNT	Dispenser mounting on 36" Side of 500 Ultra	Call		
			<b>TOTAL</b>	

Please see Pg. 48 for Nozzles and Hose End Accessories  
Please see Pg. 48 for Tank Fill Drybreak Kits

Ultra 1000 coming soon!

# Ultra Single & Dual Tote Enclosure

**TURN-KEY** Each enclosure comes pre-assembled on a metal skid for easy setup.

**SECURE** Locking access doors prevent theft and accidental contamination.

**AESTHETICALLY PLEASING** The white powder coated exterior looks great at any facility.

**WEATHER-RESISTANT** High quality powder coating helps protect against the elements to ensure the enclosure looks great for years.

**COLD RESISTANT** With high-grade insulation and redundant heating you can be confident your DEF supply will be ready to use when you need it.



Made in U.S.A.

## ENCLOSURE SPECIFICATIONS

- High-Performance Smooth Surface White Aluminum Composite Exterior Panels
- Powder Coated Steel Base Frame with Insulation
- R10 Insulated Top & Sides
- Easy-to-Clean FRP Interior Surfaces
- Forced Air Heating System
- Thermostatically-Controlled Exhaust Fan
- Visual & Audible Low Temperature Alarm
- LED Light
- Electrical Control Panel
- Fill & Service Access Door
- Dispensing Access Door
- Preassembled on Metal Skid
- Forklift Access Points

**Note:** Totes and Pumps are Sold Separately.

PART NUMBER	DESCRIPTION	DIMENSIONS	LIST PRICE	QTY	TOTAL PRICE
SBD 330TSU-D	330 Gallon Single Tote Enclosure	48" width x 66" length x 85" total height x 76" side wall	Call		
SBD 660TSU-D	660 Gallon Dual Tote Enclosure	48" width x 132" length x 85" total height x 76" side wall	Call		

PART NUMBER	DESCRIPTION	LIST PRICE	QTY	TOTAL PRICE
SBD 2T-CKIT	Top Manifolding Kit for 2 Totes With SS RSV Coupler (Add-On for Existing Closed Pump Kit)	Call		
SBD REEL-H25BS	Hannay Spring Rewind Hose Reel with 25' hose 1" FBSPP End	Call		
SBD REEL-H25S	Hannay Spring Rewind Hose Reel with 25' hose 3/4" MNPT End	Call		
SBD 920004-25	Hose reel shelf assembly with nozzle boot and holder, Turbinex SS meter, remote display and poly filter housing with 1 micron filter cartridge (for 330/660 TSU w/ tote pump kit. Does not include hose reel or nozzle.)	Call		
SBD 920004-26	Hose reel shelf assembly with nozzle boot and holder, Turbinex SS meter, remote display, solenoid valve, 10 minute timer switch, poly filter housing with 1 micron filter cartridge (for 330/660 TSU w/QR330. Does not include hose reel or nozzle)	Call		
SBD 920004-22	Hose Reel Holder Bracket- Allows for Tote to be Removed from Enclosure	Call		
SBD KB330ANCKT	Single 330 Tote Enclosure Anchor Kit - 4 Brackets	Call		
SBD KB-AN400KT	Dual 660 Tote Enclosure Anchor Kit - 8 Brackets	Call		
SBD QR-330	330 IBC Tote w/ Submersible Pump Application for use with APEX or Regal Dispensers	Call		
SBD QR-330S	Extra 330 Gallon Tote (For Bottom Manifolding QR-330 Units)	Call		
SBD 2T-B-ADD	Two-Tote Bottom Manifold Kit for 660 Enclosure	Call		
<b>TOTAL</b>				

Please contact sales for enclosure with dispenser mount  
Please see Pg. 43 for Tote Pumps



# Ultra 2600/ 4400 Gallon FLEET Enclosure System

**TURN-KEY** Each system comes assembled, pre-wired, tested and ready to install so you can dispense DEF right away.

**SLEEK YET ROBUST DESIGN** Engineered to look great at any facility and to stand up to heavy use in rugged environments.

**INTEGRATED DISPENSER** The enclosed dispenser interfaces with most fuel management systems (FMS) via pulse output.

**LARGE 2600 OR 4400 GALLON CAPACITY** Hold more DEF with these 2600 or 4400 gallon enclosures.



Made in U.S.A.



## ENCLOSURE SPECIFICATIONS

- 2600 or 4400 Gallon Polyethylene Vertical Tank
- Secondary Containment
- High Performance Composite Housing Panels
- R-14 Insulated Top & Sides
- Powder-Coated Insulated Steel Base Frame
- Forced Air Heating System
- Submersible Pump
- Pressure Vacuum Vents
- Mechanical Overfill Protection
- Anchor Kit
- LED Light
- Electrical Control Panel
- Fill & Service Access Door
- Dispensing Access Door

## INTEGRATED DISPENSER SPECIFICATIONS

- Pulse Output (Up to 100:1)
- Polypropylene Filter with 1 Micron Cartridge
- 25' DEF Hose with Male 3/4" NPT or Female BSPP 1" End
- Hannay Spring-Rewind Hose Reel

PART NUMBER	DESCRIPTION	DIMENSIONS	LIST PRICE	QTY	TOTAL PRICE
SBD KB2600-6DP	2,600 Gallon Ultra Fleet	102" width x 150" length x 122" height	Call		
SBD KB4400-6DP	4,400 Gallon Ultra Fleet	130" wide x 178" long x 122" high	Call		

PART NUMBER	DESCRIPTION	LIST PRICE	QTY	TOTAL PRICE
SBD KBDEDTHTUD	Tank Insulation Deduction (No Secondary Containment)	Call		
SBD KBDEDTINUD	Tank Heater Deduction Only	Call		
SBD EXHFAN2E	Exhaust Fan/Vent for Warm Climates	Call		
SBD 920004-8	Single Location Low Temperature Audible/Visual Alarm	Call		
SBD TG1000-2K	Digital Readout Tank Gauge System	Call		
CUSTOM	Call for Custom Options	Call		







**TOTAL**

Please see Pg. 48 for Nozzles and Hose End Accessories  
Please see Pg. 48 for Tank Fill Drybreak Kits



# KLEERBLUE DEF DISPENSERS

# Which Dispenser Is Right for Me?

	RETAIL APEX 	RETAIL REGAL 	FLEET APEX 	FLEET REGAL 	COMMERCIAL CABINET 	COMMERCIAL PEDESTAL 
	PG. 21	PG. 22	PG. 23	PG. 24	PG. 25	PG. 26
<b>CABINET DESIGN</b>						
Weather-Resistant	✓	✓	✓	✓	✓	With Lock Box
Insulation & Heating	✓	-	✓	-	✓	-
Dual Sided Dispenser	Optional	-	Optional	-	-	-
Electronics/Meter Access Lock	✓	✓	✓	✓	✓	With Lock Box
Hose & Nozzle Door Lock	Optional	-	Optional	-	✓	With Lock Box
<b>DELIVERY HOSE</b>						
Retracting Hose Reel	✓	-	✓	-	Optional	-
10' Hose	-	✓	-	✓	-	-
12' Hose	-	-	-	-	✓	-
15' Hose	-	Optional w/ Retractor	-	Optional w/ Retractor	-	-
18' Hose	✓	-	-	-	-	-
25' Hose	-	-	✓	-	Optional	-
30' Hose	-	-	-	-	-	✓
50' Hose	-	-	-	-	Optional	-
<b>ELECTRONICS &amp; DISPLAY</b>						
NTEP & Weights & Measures - Approved*	✓	✓	-	-	-	-
Certified to CSA C22.2 & UL 508	✓	✓	✓	✓	-	-
Total/Volume/PPU Display	✓	✓	-	-	-	-
External Volume Display	✓	✓	✓	✓	-	✓
Internal Volume Display	-	-	-	-	✓	With Lock Box
POS Integration	✓	✓	-	-	-	-
Fleet Management Systems (FMS) Integration	-	-	✓	✓	With Pulse Output Option	With Pulse Output Option
Pulse Output	✓	✓	✓	✓	Optional	Optional
<b>TANK COMPATIBILITY</b>						
Fueling Island-Friendly Mini-Bulk	✓	✓	✓	✓	✓	-
Deluxe Series	Remote Only	Remote Only	Remote Only	Remote Only	Remote Only	-
Ultra Series	Remote Only	Remote Only	Remote Only	Remote Only	Remote Only	-
Standard Bulk	Remote Only	Remote Only	Remote Only	Remote Only	Remote Only	Remote Only

\*KleerBlue's APEX & REGAL Retail Dispensers proudly carry the National Type Evaluation Program's (NTEP) Certificate of Conformance Number 09-082A-3 for full USA Weights and Measures certification.



# RETAIL APEX Dispenser



Made in U.S.A.



**EMULATES STANDARD PROTOCOLS** The KleerBlue Retail APEX works with most major site controllers and POS systems.

**SINGLE/DUAL SIDED RETAIL DISPENSER** Choose from single or dual-sided dispenser depending on your facility setup, conserving fueling island space.

**EXTREME COLD RESISTANT** With high-grade insulation and redundant heating you can be confident you can sell DEF year-round without interruption. (No dispenser jacket required.)

**MODULAR DESIGN** Damage done to one part of the dispenser can be quickly repaired without replacing the entire unit.

## SPECIFICATIONS

- NTEP & Weights & Measures-Approved\*
- Certified to CSA C22.2 & UL 508
- DEF Retail Software Electronics
- Pulse Output
- Powder Coated Cabinet
- Stainless Steel Side & Door
- Insulated with Dual 800 Watt Heaters
- Stainless Steel Filter with 1 Micron Cartridge
- Built-In Pump Power Relay
- Hannay Spring-Rewind Hose Reel
- 18' DEF Hose with Male 3/4" NPT or Female BSPP 1" End
- Bottom Inlet (Standard)
- Side Inlet Available (Optional)

PART NUMBER	DESCRIPTION	DIMENSIONS	LIST PRICE	QTY	TOTAL PRICE
SBD 1010A1	Retail Single Sided Dispenser	33.75" width x 25" depth x 63" height	Call		
SBD 1010A2	Retail Dual Sided Dispenser	33.75" width x 25" depth x 63" height	Call		

PART NUMBER	DESCRIPTION	LIST PRICE	QTY	TOTAL PRICE
SBD KBDEDDH	APEX Dispenser Heater & Insulation Deduction	Call		
SBD VOLUMEONLY	Volume Only Display	Call		
SBD M-TOT	Dispenser Mechanical Totalizer (Per Side)	Call		
SBD 911041	Single Side Inlet Kit - Mid Level	Call		
SBD 911042	Dual Side Inlet Kit - Mid Level	Call		
<b>TOTAL</b>				

\*KleerBlue's APEX & REGAL Retail Dispensers proudly carry the National Type Evaluation Program's (NTEP) Certificate of Conformance Number 09-082A-3 for full USA Weights and Measures certification.

Please see Pg. 48 for Nozzles and Hose End Accessories



Made in U.S.A.



# RETAIL REGAL Dispenser

**EMULATES STANDARD PROTOCOLS (OPTIONAL)** The KleeBlue Retail REGAL works with most major site controllers and POS systems with the optional POS interface software.

**PROGRAMMABLE PULSE OUTPUT** Send information to external displays and/or software.

**WARM WEATHER OR INSIDE APPLICATIONS** This dispenser is ideal for warm climates or indoors. No heating and insulation make this powerful dispenser even more affordable!

**COMPACT DESIGN** The small footprint of the REGAL allows for more placement options.

## SPECIFICATIONS

- NTEP & Weights & Measures-Approved\*
- CSA C22.2 & UL 508
- DEF Retail Software Electronics
- Pulse Output Standard
- Powder Coated Cabinet
- Stainless Steel Filter with 1-Micron Cartridge
- 10' DEF Hose with Male 3/4" NPT or Female BSPP 1" End
- Power Switch on Nozzle Retainer
- Built-In Pump Power Relay
- Side, Back or Bottom Inlet

PART NUMBER	DESCRIPTION	DIMENSIONS	LIST PRICE	QTY	TOTAL PRICE
SBD KB1092AR	Regal Retail Dispenser	18" width x 12" depth x 58" height	Call		

PART NUMBER	DESCRIPTION	LIST PRICE	QTY	TOTAL PRICE
SBD VOLUMEONLY	Volume Only Display	Call		
SBD M-TOT	Dispenser Mechanical Totalizer (Per Side)	Call		
SBD HOSERETR	Hose Retractor for Regal with 15' of Discharge Hose	Call		
<b>TOTAL</b>				

\*KleeBlue's APEX & REGAL Retail Dispensers proudly carry the National Type Evaluation Program's (NTEP) Certificate of Conformance Number 09-082A-3 for full USA Weights and Measures certification.

Please see Pg. 48 for Nozzles and Hose End Accessories

# FLEET APEX Dispenser



Made in U.S.A.



**FMS INTEGRATION** Send fueling information to your Fuel Management System (FMS) via programmable pulse output.

**SINGLE/DUAL SIDED FLEET DISPENSER** Choose from single or dual-sided dispenser depending on your facility setup, conserving fueling island space.

**EXTREME COLD RESISTANT** With high-grade insulation and redundant heating you can be confident you can sell DEF year-round without interruption. (No dispenser jacket required.)

**MODULAR DESIGN** Damage done to one part of the dispenser can be quickly repaired without replacing the entire unit.

## SPECIFICATIONS

- Certified to CSA C22.2 & UL 508
- DEF Fleet Software Electronics
- Pulse Output (Standard)
- Powder Coated Cabinet
- Stainless Steel Side & Door
- Insulated with Dual 800 Watt Heaters
- Stainless Steel Filter with 1 Micron Cartridge
- Built-In Pump Power Relay
- Bottom Inlet
- Optional Side Inlet
- Hannay Spring-Rewind Hose Reel
- 25' DEF Hose with Male 3/4" NPT or Female BSPP 1" End

PART NUMBER	DESCRIPTION	DIMENSIONS	LIST PRICE	QTY	TOTAL PRICE
SBD 1040A1	Fleet Single Sided Dispenser	33.75" width x 25" depth x 63" height	Call		
SBD 1040A2	Fleet Dual Sided Dispenser	33.75" width x 25" depth x 63" height	Call		

PART NUMBER	DESCRIPTION	LIST PRICE	QTY	TOTAL PRICE
SBD KBDEDDH	APEX Dispenser Heater & Insulation Deduction	Call		
SBD M-TOT	Dispenser Mechanical Totalizer (Per Side)	Call		
SBD 911041	Single Side Inlet Kit - Mid Level	Call		
SBD 911042	Dual Side Inlet Kit - Mid Level	Call		
<b>TOTAL</b>				

Please see Pg. 48 for Nozzles and Hose End Accessories

# FLEET REGAL Dispenser

**FMS INTEGRATION** Send fueling information to your Fuel Management System (FMS) via programmable pulse output.

**WARM WEATHER OR INSIDE APPLICATIONS** This dispenser is ideal for warm climates or indoors. No heating and insulation make this powerful dispenser even more affordable!

**COMPACT DESIGN** The small footprint of the REGAL allows for more placement options.



Made in U.S.A.



## SPECIFICATIONS

- Certified to CSA C22.2 & UL 508
- DEF Fleet Software Electronics
- Pulse Output (Standard)
- Powder Coated Cabinet
- Poly Filter with 1-Micron Cartridge
- Built-In Pump Power Relay
- Power Switch on Nozzle Retainer
- 10' DEF Hose with Male 3/4" NPT or Female
- BSPP 1" End
- Side, Back or Bottom Inlet

PART NUMBER	DESCRIPTION	DIMENSIONS	LIST PRICE	QTY	TOTAL PRICE
SBD KB1050AR	Regal Fleet Dispenser	18" width x 12" depth x 58" height	Call		
SBD KB1050ARS	Regal Fleet Dispenser with Pump Kit	18" width x 12" depth x 58" height	Call		

PART NUMBER	DESCRIPTION	LIST PRICE	QTY	TOTAL PRICE
SBD M-TOT	Dispenser Mechanical Totalizer (Per Side)	Call		
SBD HOSERETR	Hose Retractor for Regal with 15' of Discharge Hose	Call		
<b>TOTAL</b>				

Please see Pg. 48 for Nozzles and Hose End Accessories



# COMMERCIAL Cabinet Dispenser


**COLD RESISTANT** With high-grade insulation and heating you can be confident you can sell DEF year-round without interruption. (No dispenser jacket required.)

**INEXPENSIVE** Start dispensing DEF in cold climates with minimal startup investment.

**WEATHER RESISTANT** Aluminum cabinet prevents rusting and stands up to the elements.

**OPTIONAL PULSE OUTPUT** Send volume information to external displays and/or software such as Fuel Management Systems.

**OPTIONAL HOSE REEL** Speed up dispensing with retracting hose reels and longer hose lengths.



## SPECIFICATIONS

- Aluminum Cabinet
- Insulated with 400 Watt Heater
- Polypropylene Filter with 1 Micron Cartridge
- Commercial Digital Flow Meter
- On/Off Timer
- 12' DEF Hose with Female BSPP 1" End
- Optional Pulse Output (Up to 100:1)
- Optional Spring-Rewind Hose Reel & 25' Hose

PART NUMBER	DESCRIPTION	DIMENSIONS	LIST PRICE	QTY	TOTAL PRICE
SBD KB1060-PO	Standard Dispenser Cabinet with Pulse Output	32" width x 10" depth x 32" height	Call		
SBD KB1060-POHR	Extended Dispenser Cabinet with 25' Hose & Hose Reel & Pulse Output	32" width x 38" depth x 32" height	Call		

PART NUMBER	DESCRIPTION	LIST PRICE	QTY	TOTAL PRICE
SBD DEDCOMH	Dispenser Heater Deduction	Call		
SBD ADD-LEDLIT	Dispenser Interior LED Light	Call		
SBD 920004-12	Second Heater Add On for Commercial Dispensers, HR Version Only	Call		
SBD ADD-REEL50	Replace 25' Hose & Reel with 50' Hose & Reel (Hose Reel Units Only)	Call		
SBD 1060FS10D	Two Legged Floor Powder Coated Steel Stand for Standard Cabinet	Call		
SBD 1060FS28D	Four Legged Floor Powder Coated Steel Stand for Extended Cabinet	Call		
SBD 910692	Inlet Kit - Summit Commercial Dispensers	Call		
<b>TOTAL</b>				

Please see Pg. 48 for Nozzles and Hose End Accessories

# COMMERCIAL Pedestal Dispenser

**INEXPENSIVE** Start dispensing DEF in warm climates or indoors with minimal startup investment.

**SMALL FOOTPRINT** This no-frills dispenser requires the least amount of floor space.

**LONG HOSE** This dispenser offers the longest standard delivery hose.

**OPTIONAL LOCK BOX** Improve security and weather resistance with a powder coated lock box.



## SPECIFICATIONS

- Steel Pipe Stand
- Electronic Flow Meter
- 3/4" Ball Valve
- Timer Switch
- Stainless Steel Automatic Nozzle with Hose Barb
- Hose Holder
- 30' Delivery Hose
- Optional Blue Powder-Coated Lock Box

PART NUMBER	DESCRIPTION	DIMENSIONS	LIST PRICE	QTY	TOTAL PRICE
SBD 910644	Basic Dispenser Unit	10" width x 10" depth x 59" height	Call		
SBD 910646	Basic Dispenser with Lock Box	20" width x 12" depth x 66" height	Call		

PART NUMBER	DESCRIPTION	LIST PRICE	QTY	TOTAL PRICE
		<b>TOTAL</b>		





Please see Pg. 48 for Nozzles and Hose End Accessories



# **KLEERBLUE DEF MINI & BULK TANKS**

*Supplies Remote & 3rd Party Dispensers*

# Which Enclosure or Tank Is Right for Me?

	<b>ULTRA 500</b> 	<b>MINI-BULK</b> 	<b>ULTRA SERIES</b> 	<b>STANDARD VERTICAL</b> 
	PG. 29	PG. 30	PG. 31	PG. 33
<b>DEF CAPACITY</b>				
Accepts 5,000 Gal Bulk Deliveries	-	-	✓	✓
400 gallons	-	✓	-	-
500 gallons	✓	-	-	-
850 gallons	-	-	-	✓
1,000 gallons	-	✓	-	✓
2,000 gallons	-	-	-	✓
2,600 gallons	-	-	✓	-
3,000 gallons	-	-	-	✓
4,400 gallons	-	-	✓	-
6,500 gallons	-	-	-	✓
8,750 gallons	-	-	-	✓
8,800 gallons	-	-	✓	-
10,000+ gallons	-	-	-	✓
<b>CONSTRUCTION</b>				
Secondary Containment	-	✓	✓	Optional
Triple Wall	-	✓	-	-
Polyethylene DEF Tank	✓	✓	✓	✓
R-16 Insulation	-	✓	-	-
R-14 Insulation	-	-	✓	-
R-10 Insulation	-	-	✓	-
R-5 Insulation	✓	-	✓	-
DeltaT-50 Insulation	-	-	-	Optional
Heating	✓	✓	✓	Optional
ASTM D-1998 Spec	-	✓	✓	Optional
<b>OVERFILL PROTECTION</b>				
Digital Tank Gauge	✓	✓	Optional	Optional
Overfill Protection	✓	✓	✓	✓
Alarms	Optional	Optional	Optional	Optional
<b>DISPENSER COMPATIBILITY</b>				
APEX Retail & Fleet	✓	✓	Remote Only	Remote Only
REGAL Retail & Fleet	✓	✓	Remote Only	Remote Only
Commercial Cabinet	✓	✓	Remote Only	Remote Only
Commercial Pedestal	-	-	-	Remote Only
3rd Party	✓	✓	Remote Only	Remote Only



# Ultra 500 Enclosure

**TURN-KEY** Each enclosure comes pre-assembled, pre-wire, pre-plumbed and tested for easy installation


**SMALL FOOTPRINT** The enclosure base is only 48" long by 36" wide so it can be used even where space is limited.

**AESTHETICALLY PLEASING** The white powder coated exterior looks great at any facility.

**WEATHER-RESISTANT** High quality powder coating helps protect against the elements to ensure the enclosure looks great for years.



Made in U.S.A.



## TANK SPECIFICATIONS

- 500 (528 Brimful) Gallon Fueling Island-Friendly Tank
- High Performance Composite Housing Panels
- HDLPE Primary Tank
- Submersible Pump
- Primary & Secondary Tank Vent
- Local Digital Readout Tank Gauge
- Mechanical Overfill Protection
- Anchor Kit
- Stainless Top

PART NUMBER	DESCRIPTION	DIMENSIONS	LIST PRICE	QTY	TOTAL PRICE
SBD KB500-8DP	500 Gallon Ultra Remote	48" width x 36" length x 107" height	Call		

PART NUMBER	DESCRIPTION	LIST PRICE	QTY	TOTAL PRICE
SBD 1KLWTMPLRS	Low Temperature Alarm	Call		
SBD KBDEDHT	Deduct 500 Ultra Standard Tank Heat and Insulation (For APEX Units Only)	Call		
SBD KBDEDTG	Deduct 500 Ultra Standard Tank Gauge (SBD TG-500)	Call		
SBD KB7100-UP1	Upgrade to 1 HP Submersible Pump	Call		
SBD CSTG	Install Customer-Supplied Tank Gauge (Cable Only for 500 Ultra)	Call		
SBD SWBOX1D	Switch Box for 1 Dispenser	Call		
SBD LSWBOX-4D	Lighted Indicator Switch Box for 1-4 Dispensers (Replaces Standard J-Box)	Call		
SBD TG500H/L-A	Ultra 500 Tank Gauge with High/Low Level Alarm - Add On for Digital Tank Gauge	Call		
SBD TRANCVR500	Cover for Underground Plumbing and Conduit	Call		
SBD WGRISER-IH	Wayne and Gilbarco Riser for Ultra Tanks with Heated and Insulated Hose	Call		
SBD 36MOUNT	Dispenser mounting on 36" Side of 500 Ultra	Call		
<b>TOTAL</b>				

Please see Pg. 48 for Nozzles and Hose End Accessories  
Please see Pg. 48 for Tank Fill Drybreak Kits

Ultra 1000 coming soon!

KB 3850 1000  
Gallon Tank



Made in U.S.A.



KB3440  
400 Gallon Tank

# 400/1000 Gallon Island-Friendly Mini-Bulk Tanks

**TRUE 400/1000 GALLON CAPACITY** Brimful is 459 for 400 gallon tank and 1,070 for 1,000 gallon tank.

**FUELING ISLAND-FRIENDLY** Engineered with a slim profile, these patent-pending units fit on most standard fueling islands.

**EXTREME COLD RESISTANT** With high-grade insulation and redundant heating you can be confident you can dispense DEF year-round without interruption.

## SPECIFICATIONS

- Fueling Island-Friendly Dimensions
- US Patent No: US 9,669,991 B1
- Certified to CSA C22.2 & UL 508
- Single Wall Tank in Double Wall Outer Shell
- UV-Protected Virgin HDLPE Polyethylene
- R-16 Insulation - Bottom, Sides & Top
- Redundant Heating System
- Submersible Pump
- Primary & Secondary Tank Vents
- Local Digital Readout Tank Gauge
- Mechanical Overfill Protection
- Anchor Kit

PART NUMBER	DESCRIPTION	DIMENSIONS	LIST PRICE	QTY	TOTAL PRICE
SBD KB3440	400 Gallon Mini-Bulk	38" width x 150" length x 68" height	Call		
SBD KB3850	1,000 Gallon Mini-Bulk	44" width x 150" length x 106" height	Call		

PART NUMBER	DESCRIPTION	LIST PRICE	QTY	TOTAL PRICE
SBD KBDEDTHT	Mini-Bulk Tank Heater Deduction 400 Gallon	Call		
SBD KBDEDTHT1	Mini-Bulk Tank Heater Deduction 1000 Gallon	Call		
SBD KBDEDDKTG	Digital Readout Tank Gauge System Deduction	Call		
SBD CSTG	Install Customer-Supplied Tank Gauge (Cable Only for 500 Ultra) (Refer to Pg. 51 for Details)	Call		
SBD 1KLWTMPLRS	Low Temperature Alarm	Call		
SBD SWBOX1D	Switch Box for 1 Dispenser	Call		
SBD 3/4MFKITMB	Additional 3/4 HP Submersible Pump Kit (Requires 2 Pump Switch Box)	Call		
SBD TRANCVR-1	Transcover that Mounts on the End of the Tank	Call		
SBD KB7100-UP1	Upgrade to 1 HP Submersible Pump	Call		
SBD 910992	Outlet Kit for Adding Additional Remote Dispensers	Call		
SBD G-DIS	Gilbarco Encore Island-Oriented Transition Box	Call		
SBD G-DISOF	Gilbarco Encore Lane-Oriented Transition Box	Call		
SBD GASBOYT	Gasboy Atlas Island-Oriented Transition Box	Call		
SBD GASBOYP	Gasboy Atlas Lane-Oriented Transition Box	Call		
SBD W-T	Wayne Island-Oriented Transition Box	Call		
SBD W-P	Wayne Lane-Oriented Transition Box	Call		
SBD MCL-T	PD McLaren Island & Lane-Oriented Transition Box	Call		
SBD ADPANEL	Add Two 3' x 8' Aluminum Composite Plain Advertising Panels (No Graphics)	Call		
SBD KBMBSC	Tan Color Tank Instead of Standard Blue	Call		
SBD RECIRC	Return Plumbing & Components to Accept Recirculation System (Requires compatible switchbox)	Call		

\*Maximum 1 attached dispenser & stand. Additional dispensers are remote.

**TOTAL**

Please see Pg. 48 for Tank Fill Drybreak Kits

# Ultra 2600/4400 Gallon Enclosure



Made in U.S.A.



**SLEEK YET ROBUST DESIGN** Engineered to look great at any facility and to stand up to heavy use in rugged environments.

**LARGE CAPACITY** Hold more DEF with this 2600 or 4400 gallon tank.

**EXTREME COLD RESISTANT** With high-grade insulation and integrated heating you can be confident you can dispense DEF year-round without interruption.

## SPECIFICATIONS

- 2600 or 4400 Gallon Polyethylene Vertical Tank
- Secondary Containment
- High-Performance Smooth Surface White Composite Exterior Panels
- R-14 Insulated Top & Sides
- Easy-to-Clean FRP Interior Surfaces
- Powder-Coated Steel Base Frame
- Forced Air Heating System
- 3/4 HP Submersible Pump
- Feeds DEF to up to 3 dispensers with Standard Control Box
- Pressure Vacuum Vents
- Mechanical Overfill Protection
- Anchor Kit
- LED Light
- Electrical Control Panel
- Fill & Service Access Door

PART NUMBER	DESCRIPTION	DIMENSIONS	LIST PRICE	QTY	TOTAL PRICE
SBD KB2600-8DP	2,600 Gallon Ultra	102" width x 150" length x 122" height	Call		
SBD KB4400-8DP	4400 Gallon Ultra	130" wide x 178" long x 122" high	Call		

PART NUMBER	DESCRIPTION	LIST PRICE	QTY	TOTAL PRICE
SBD KBMBSC	Tan Color Tank Instead of Standard Blue	Call		
SBD KBDEDTHTUD	Tank Insulation Deduction (No Secondary Containment)	Call		
SBD KBDEDTINUD	Tank Heater Deduction Only	Call		
SBD EXHFAN2E	Exhaust Fan/Vent for Warm Climates	Call		
SBD 920004-8	Single Location Low Temperature Audible/Visual Alarm	Call		
SBD 920004-11	Additional 3/4 HP Submersible Pump Kit (Requires additional controls)	Call		
SBD TG1000-2K	Digital Readout Tank Gauge System	Call		
SBD KB7100-UP1	Upgrade to 1 HP Submersible Pump	Call		
SBD 911325	2 Pump Toggle Switch Box (Requires additional pump installation)	Call		
SBD 954218-2AD	Control box adder for 2nd Pump and up to 8 Dispensers Total	Call		
<b>TOTAL</b>				

Please contact sales for enclosure with dispenser mount  
Please see Pg. 48 for Tank Fill Drybreak Kits



Made in U.S.A.

# Ultra 8800 Gallon Enclosure

**SLEEK YET ROBUST DESIGN** Engineered to look great at any facility and to stand up to heavy use in rugged environments.

**RECEIVE BULK DELIVERIES** Extra-large 8,800 gallon volume allows for 5000+ gallon transport deliveries without completely emptying the tank.

**BUILT FOR PEACE OF MIND** With volume-safety capacity, overfill protection, true secondary containment, and high grade insulation, you can be sure your DEF investment is secure.

## SPECIFICATIONS

- 8,800 Gallon Polyethylene Inner Tank
- 8,000 Gallon Usable Capacity
- Secondary Containment
- High Performance Composite External Container
- Submersible Pump Activated by Up to 4 Dispensers
- R-14 Insulation
- Alarm Light for Low Temperature within Enclosure
- High Product Level Light
- Breather Tank Vent
- Electric Overfill Protection
- Digital Tank Gauge
- Two Side Access & Service Panels
- Two Top Access Panels
- Side Fill Door
- Electrical Control Panel
- Anchor Mount Tabs

PART NUMBER	DESCRIPTION	DIMENSIONS	LIST PRICE	QTY	TOTAL PRICE
SBD KB8800-8DP	8800 Gallon Ultra Enclosure	130" wide x 266" long x 122" high	Call		

PART NUMBER	DESCRIPTION	LIST PRICE	QTY	TOTAL PRICE
SBD 911286	Side Outlet Kit	Call		
SBD 911287	Floor Outlet Kit	Call		
SBD KB8800-EHT	Add Tank Heating System to Handle -40F	Call		
SBD KB7100-HPA	High Product Level Audible Alarm	Call		
SBD KB7100-UP1	Upgrade to 1 HP Submersible Pump	Call		
SBD KB88002P8D	Additional 3/4HP Pump & Electrical Package for up to 8 Total Dispensers (120 V)	Call		
SBD 911268	Manual Switch to Change from a Primary Pump to a Secondary Pump	Call		
SBD KB8800-VRC	Install Customer-Supplied Tank Gauge 20' Cable	Call		
<b>TOTAL</b>				

Please contact sales for enclosure with internal or external dispensing.  
Please see Pg. 48 for Tank Fill Drybreak Kits



# Single Wall Bulk Tanks

**TOP FILL ACCESS** Tank access fittings are limited to the top to eliminate the chance of sidewall leaks and maintain the tank structure integrity.

**LARGE CAPACITY** Store more DEF. KleerBlue's Standard Bulk Tanks offer the largest storage capacity of all our tanks.

**RECEIVE BULK DELIVERIES** 6,500 gallon tanks and larger allow for 5000+ gallon transport deliveries without completely emptying the tank.

**INEXPENSIVE** The 'no frills' Standard Bulk Tanks offer the most volume for the least cost.



Made in U.S.A.



## TANK AND FILL/PUMPING EQUIPMENT SPECIFICATIONS

- HDLPE Polyethylene Single Wall Flat-Bottom
- Built to ASTM D-1998\* or Commercial Specs
- 3/4 HP Submersible Pump
- Tank Vent & Manway
- Waist High Fill Access Stand for Top Fill Line
- Tank Top Fill Line with Check Valve & 2" Lockable Ball Valve
- Mechanical Overfill Protection
- Extra 2" Opening on Top of Tank
- Tank Wrap for Shipping. Onsite Assembly Required. Instructions included.

DESCRIPTION	DIMENSIONS	ASTM-D SPEC PART NUMBER	LIST PRICE	QTY	COMMERCIAL SPEC PART NUMBER	LIST PRICE	QTY	TOTAL PRICE
850 Gallons	48" d x 117" h	SBD 850SWPKGA	Call		KBS 850SWPKGA	Call		
1,100 Gallons	64" d x 90" h	SBD 1100SWPKGA	Call		KBS 1100SWPKGA	Call		
2,000 Gallons	90" d x 88" h	SBD 2000SWPKGA	Call		KBS 2000SWPKGA	Call		
3,000 Gallons	90" d x 127" h	SBD 3000SWPKGA	Call		KBS 3000SWPKGA	Call		
6,500 Gallons	120" d x 153" h	SBD 6500SWPKGL	Call		KBS 6500SWPKGL	Call		
8,500 Gallons	120" d x 194" h	N/A	N/A		KBS 8500SWPKGL	Call		
8,750 Gallons	142" d x 146" h	SBD 8750SWPKGL	Call		N/A	N/A		
10,500 Gallons	142" d x 169" h	SBD 10500SWPKGL	Call		KBS 10500SWPKL	Call		
12,500 Gallons	142" d x 198" h	SBD 12500WPKGL	Call		KBS 12500SWPKL	Call		

PART NUMBER	DESCRIPTION	LIST PRICE	QTY	TOTAL PRICE
SBD TG-RT1-10	Digital Tank Gauge with Level Display for up to 10' tall tanks	Call		
SBD TG-RT11-20	Digital Tank Gauge with Level Display for 11'-20' tall tanks	Call		
SBD KB7100-HPA	High Product Level Audible Alarm	Call		
SBD SWBOX1D	Switch Box for 1 Dispenser	Call		
SBD 3/4MFKIT	Additional 3/4 HP Submersible Pump Kit (Requires 2 Pump Switch Box)	Call		
SBD KB7100-UP1	Upgrade to 1 HP Submersible Pump	Call		
SNY 347-3000	Seismic Restraints 400-3000 Gallon Capacity Vertical Storage Tank (For SBD and KBS S Model Tanks)	Call		
SNY 347-6600	Seismic Restraints 3900-6600 Gallon Capacity Vertical Storage Tank (For SBD and KBS S Model Tanks)	Call		
SNY 347-13800	Seismic Restraints 7000-13800 Gallon Capacity Vertical Storage Tank (For SBD and KBS S Model Tanks)	Call		
SNY 347-20000	Seismic Restraints 15000-20000 Gallon Capacity Vertical Storage Tank (For SBD and KBS S Model Tanks)	Call		
		<b>TOTAL</b>		

- ASTM D-1998 specification is recommended for outdoor long-term durability.
- This design requires at least 4' above tank top for install/access to submersible pump.
- Inside tank location, please consider building access doors and tip-to-vertical clearance requirement for tank.
- Please contact sales for other capacities or dimensions, double wall tanks, various tank plant facilities and application questions.

Please see Pg. 48 for Tank Fill Drybreak Kits

# Insulated & Heated Single Wall Bulk Tanks



Made in U.S.A.



**TOP FILL ACCESS** Tank access fittings are limited to the top to eliminate the chance of sidewall leaks and improve the tank structure integrity.

**LARGE CAPACITY** Store more DEF. KleerBlue's Standard Bulk Tanks offer the largest storage capacity of all our tanks.

**INEXPENSIVE** The 'no frills' Standard Bulk Tanks offer the most volume for the least cost.

**EXTREME COLD RESISTANT** Factory-installed insulation & heating stands up to extreme environment factors.

## TANK AND FILL/PUMPING EQUIPMENT SPECIFICATIONS

- HDLPE Polyethylene Single Wall Flat-Bottom
- Built to Commercial Specs
- Factory-Installed Delta T-50 Heat System
- Factory-Installed 2" Polyfoam Insulation
- 3/4 HP Submersible Pump
- Pressure Relief Components
- Tank Vent & Manway
- Waist High Fill Access Stand for Top Fill Line
- Insulated & Heated Tank Top Fill Line with Check Valve & Lockable Ball Valve
- 2" Stainless Steel Ball Valve Fill Port
- Mechanical Overfill Protection
- Extra 2" Opening on Top of Tank
- Tank Wrap for Shipping. Onsite Assembly Required. Instructions included.

PART NUMBER	DESCRIPTION	DIMENSIONS	LIST PRICE	QTY	TOTAL PRICE
SBD 850CCPKGH	850 Gallons	52" d x 119" h	Call		
SBD 1100CCPKGH	1,100 Gallons	68" d x 92" h	Call		
SBD 2000CCPKGH	2,000 Gallons	94" d x 90" h	Call		
SBD 3000CCPKGH	3,000 Gallons	106" d x 98" h	Call		
SBD 6500CCPKGH	6,500 Gallons	124" d x 155" h	Call		
SBD 8750CCPKGH	8,750 Gallons	146" d x 148" h	Call		
SBD 10500CCPKGH	10,500 Gallons	146" d x 171" h	Call		
SBD 12500CCPKGH	12,500 Gallons	146" d x 200" h	Call		

PART NUMBER	DESCRIPTION	LIST PRICE	QTY	TOTAL PRICE
SBD TG-RT1-10	Digital Tank Gauge with Level Display for up to 10' tall tanks	Call		
SBD TG-RT11-20	Digital Tank Gauge with Level Display for 11'-20' tall tanks	Call		
SBD KB7100-HPA	High Product Level Audible Alarm	Call		
SBD SWBOX1D	Switch Box for 1 Dispenser	Call		
SBD 3/4MFKIT	Additional 3/4 HP Submersible Pump Kit (Requires 2 Pump Switch Box)	Call		
SBD KB7100-UP1	Upgrade to 1 HP Submersible Pump	Call		
OMF D1SS-HI	Stainless 1" Discharge Pipe to Bottom of Tank with Heat Insulation (FNPT)	Call		
SNY 347-3000	Seismic Restraints 400-3000 Gallon Capacity Vertical StorageTank (For SBD and KBS S Model Tanks)	Call		
SNY 347-6600	Seismic Restraints 3900-6600 Gallon Capacity Vertical StorageTank (For SBD and KBS S Model Tanks)	Call		
SNY 347-13800	Seismic Restraints 7000-13800 Gallon Capacity Vertical StorageTank (For SBD and KBS S Model Tanks)	Call		
SNY 347-20000	Seismic Restraints 15000-20000 Gallon Capacity Vertical StorageTank (For SBD and KBS S Model Tanks)	Call		
<b>TOTAL</b>				





- This design requires at least 4' above tank top for install/access to submersible pump.
- Please contact sales for other capacities or dimensions, double wall tanks, various tank plant facilities and application questions.

Please see Pg. 48 for Tank Fill Drybreak Kits



# KLEERBLUE SPECIALTY TANKS & DISPENSING SYSTEMS

# Which Specialty Tank Is Right for Me?

	<b>QUICK RETAIL</b> 	<b>ECONOMICAL POLY TANK SYSTEMS</b> 	<b>HORIZONTAL TANK SYSTEMS</b> 	<b>TRUCK-BED DISPENSER</b> 
	PG. 37	PG. 38	PG. 36	PG. 40
<b>BENEFITS</b>				
Turn-Key	✓	✓	Optional	✓
Portable	-	-	-	✓
Connects to Remote Dispenser	✓	✓	Optional	-
<b>TANK CAPACITY</b>				
50 Gallons	-		-	✓
100 Gallons	-		-	✓
230 Gallons	-		-	✓
330 Gallons	✓		-	-
1035 Gallons	-		✓	-
2035 Gallons	-		✓	-
<b>PUMP</b>				
110 Volt	✓	✓	✓	-
12-Volt	-	✓	✓	✓
<b>DISPENSING</b>				
18' Hose	✓	-	✓	✓
25' Hose	-	✓	✓	✓
30' Hose	-	✓	Optional	-



# 330 Gallon Quick RETAIL

**SELL DEF WITH LESS EQUIPMENT INVESTMENT** Start selling DEF legally at a fraction of the initial investment cost of other systems currently on the market.

**RETAIL DISPENSER** Choose from single or dual-sided APEX or REGAL pedestal dispenser depending on your facility setup. The APEX & REGAL dispensers integrate with most retail POS systems.

**FUELING ISLAND-FRIENDLY** Small tank size allows units to fit on most standard fueling islands.

**CONFIGURABLE** System does not include plumbing between tote & dispenser allowing you to place dispenser wherever it makes the most sense for your location.



## TOTE SPECIFICATIONS

- 330 Gallon Polyethylene Tote
- Tubular Steel Frame
- Micro Matic RSV Fill Valve
- Bottom Withdraw Valve
- 1" NPT Locking Discharge Valve
- Pressure Vacuum Vent

- Pressure Relief System
- Submersible Pump

## APEX DISPENSER SPECIFICATIONS

- NTEP & Weights & Measures-Approved
- Certified to CSA C22.2 & UL 508
- DEF Retail Software Electronics
- Pulse Output
- Powder Coated Cabinet
- Stainless Steel Side & Door
- Insulated with Dual 800 Watt Heat
- Stainless Steel Filter with 1 Micron Cartridge

- Hannay Spring-Rewind Hose Reel
- 18' DEF Hose with Female BSPP 1" End

## REGAL SPECIFICATIONS (WARM CLIMATE OR INDOOR ONLY)

- NTEP & Weights & Measures-Approved
- CSA C22.2 & UL 508
- Option: DEF Retail Software Electronics
- Pulse Output Optional
- Powder Coated Cabinet
- Filter with 1-Micron Cartridge

- 10' DEF Hose with Male 3/4" or Female BSPP 1" End
- Automatic Nozzle Power Switch

PART NUMBER	DESCRIPTION	DIMENSIONS	LIST PRICE	QTY	TOTAL PRICE
SBD QR-330APEX	Quick Retail with Single-Sided Dispenser	Tote: 47" width x 40" length x 53" height APEX: 33.75" width x 25" depth x 63" height	Call		
SBD QR-330APEXD	Quick Retail with Dual-Sided Dispenser	Tote: 47" width x 40" length x 53" height APEX: 33.75" width x 25" depth x 63" height	Call		
SBD QR-330REGAL	Quick Retail with Regal Dispenser	Tote: 47" width x 40" length x 53" height REGAL: 18" width x 12" depth x 58" height	Call		

PART NUMBER	DESCRIPTION	LIST PRICE	QTY	TOTAL PRICE
SBD KBDEDDH	APEX Dispenser Heater & Insulation Deduction (APEX Only)	Call		
SBD M-TOT	Dispenser Mechanical Totalizer (Per Side)	Call		
SBD QR-330	330 IBC Tote w/ Submersible Pump Application for use with APEX or Regal Dispensers	Call		
SBD QR-330S	Extra 330 Gallon Tote (For Bottom Manifolding QR-330 Units)	Call		
SBD 1T-B-ADD	Bottom Manifold for 2 Totes (Not for use with the Tote Enclosure)	Call		
SBD HOSERETR	Hose Retractor for Regal with 15' of Discharge Hose	Call		
SBD APEXRISER7	Riser Base for APEX, 7" Tall	Call		
<b>TOTAL</b>				

Please see Pg. 17 for Tote Enclosures  
Please see Pg. 48 for Nozzles and Hose End Accessories

# Economical Poly Tank Systems



Made in U.S.A.

Attached Pump

**TOP FILL ACCESS** Tank access fittings are limited to the top to eliminate the chance of sidewall leaks and improve the tank structure integrity.

**LARGE CAPACITY** Store more DEF. KleerBlue's Standard Bulk Tanks offer the largest storage capacity of all our tanks.

**RECEIVE BULK DELIVERIES** 6,500 gallon tanks and larger allow for 5000+ gallon transport deliveries without completely emptying the tank.

**INEXPENSIVE** The 'no frills' Standard Bulk Tanks offer the most volume for the least cost.

## TANK AND FILL EQUIPMENT SPECIFICATIONS

- HDLPE Polyethylene Single Wall Flat-Bottom
- Built to ASTM D-1998 or Commercial Specs
- Tank Vent & Manway
- Extra 2" Opening on Top of Tank
- Tank Wrap for Shipping.
- Attached Pump: No Assembly Required
- Pump & Stand: Onsite Assembly Required. Instructions Included.

## PUMP & STAND SPECIFICATIONS

- 110 Volt Pump
- Steel Pipe Stand
- Electronic Flow Meter
- Timer Switch
- Stainless Steel Automatic Nozzle with Hose Barb
- Hose Holder
- 30' Delivery Hose
- Optional Blue Powder-Coated Lock Box

## ATTACHED PUMP SPECIFICATIONS

- 110 Volt Pump
- Factory-Welded Pump Holder
- Electronic Flow Meter
- Timer Switch
- Stainless Steel Automatic Nozzle with Hose Barb
- Hose Holder
- 30' Delivery Hose

PART NUMBER	DESCRIPTION	DIMENSIONS	LIST PRICE	QTY	TOTAL PRICE
Call	Pump & Stand 500-20,000 Gallon Economical Tank & Dispenser Solution - Warm Climate	Call	Call		
Call	Attached Pump 500-20,000 Gallon Economical Tank & Dispenser Solution - Warm Climate	Call	Call		

PART NUMBER	DESCRIPTION	LIST PRICE	QTY	TOTAL PRICE
TOTAL				

- Inside tank location, please consider building access doors and tip-to-vertical clearance requirement for tank.
- Please contact sales for other capacities or dimensions, double wall tanks, various tank plant facilities and application questions.

# Horizontal & Elliptical Tank Systems



Made in U.S.A.

Tote Pump Shown

**1035/2035 GALLON CAPACITY** Store more DEF than a standard 55 gallon drum or 275 or 330 gallon tote.

**TURN-KEY OR REMOTE DISPENSING** Choose between a turn-key tank and dispensing solution, or opt for a submersible pump package and connect with the dispenser of your choice.

**INEXPENSIVE** These "no frills" tanks allow you to store large volumes of DEF with limited start up cost.

## TANK SPECIFICATIONS

- 1025, 1035 or 2035 Gallon Elliptical
- HDLPE Single Wall Polyethylene
- 16" Manway
- Tank Hold Down Hoops
- 2" Lockable Ball Valve Fill Port with Stainless Steel Bung
- 2" Pressure Vacuum Vent
- RSV Extractor Valve with Withdraw Coupler

## PUMP FOR TURN-KEY SOLUTION

- 110 Volt Pump
- Meter
- 20' Discharge Hose
- Stainless Steel Automatic Nozzle

## SUBMERSIBLE PUMP FOR SUPPLY REMOTE DISPENSER

- 3/4 HP Submersible Pump
- 110 Volt
- Stainless Steel Pump Discharge Line to Top of Tank
- Junction Box

PART NUMBER	DESCRIPTION	DIMENSIONS	LIST PRICE	QTY	TOTAL PRICE
SBD 1025HZ-PKY	1,025 Gallon with Tote Pump	48" diameter x 139" length x 50" height	Call		
SBD 1035HZ-PKY	1,035 Elliptical Gallon Tank with Tote Pump	79" width x 89" length x 54" height	Call		
SBD 2000HZ-PKY	2,035 Elliptical Gallon Tank with Tote Pump	84" width x 142" length x 56" height	Call		
SBD 1025HZ-S	1,025 Gallon with Submersible Pump	48" diameter x 139" length x 50" height	Call		
SBD 1035HZ-S	1,035 Elliptical Gallon Tank with Submersible Pump	79" width x 89" length x 54" height	Call		
SBD 2000HZ-S	2,035 Elliptical Gallon Tank with Submersible Pump	84" width x 142" length x 56" height	Call		

PART NUMBER	DESCRIPTION	LIST PRICE	QTY	TOTAL PRICE
		<b>TOTAL</b>		

Please see Pg. 48 for Nozzles and Hose End Accessories

# Truck Bed Tank & Dispensing System

**PORTABLE** Easily place in a truck bed or on a trailer for filling off and on-road equipment

**MULTIPLE SIZES** Choose from 50, 100, or 230 gallons depending on your needs.

**NOZZLE PROTECTION** House the nozzle in a rugged, sealed, lockable stainless steel box to prevent accidental DEF contamination.

**BATTERY POWERED PUMP** Connect the pump to your vehicle via battery cable and clamps or permanently wire it to your truck.



230 Gallon Unit



Made in U.S.A.

50 & 100 Gallon Units

## TANK SPECIFICATIONS

- 50, 100, and 230 Gallon Poly Tanks
- Powder-Coated Steel Frame with Fork Lift Slots
- 12 Volt Diaphragm Pump
- 20' of 3/4" Discharge Hose
- Closed Systems:** Micro Matic Stainless Steel RV Dispense Coupler
- Open Systems:** Camlock Fill Opening
- Resettable Meter (Optional)
- Stainless Steel Automatic Nozzle with Swivel
- Dust and Weather Proof Nozzle Storage Box

PART NUMBER	DESCRIPTION	DIMENSIONS	LIST PRICE	QTY	TOTAL PRICE
SBD 50PTDS	50 Gallon Portable Tank Dispensing system with Camlock Fill	26" width x 56" width overall (48" base) x 35" height	Call		
SBD 50PTDSMM	50 Gallon Portable Tank Dispensing system with Micro Matic Fill	26" width x 56" width overall (48" base) x 35" height	Call		
SBD 100PTDS	100 Gallon Portable Tank Dispensing System with Camlock Fill	26" width x 56" width overall (48" base) x 39" height	Call		
SBD 100PTDSMM	100 Gallon Portable Tank Dispensing system with Micro Matic Fill	26" width x 56" width overall (48" base) x 39" height	Call		
SBD 230PTDSMM	230 Gallon Portable Tank Dispensing System with Micro Matic Fill (20' Hose, No Reel)	48" diameter x 60" width overall (60" base) x 51" height	Call		
SBD 230PTDSM6	230 Gallon Portable Tank Dispensing System with Micro Matic Fill and 25' Hose Reel	48" diameter x 60" width overall (60" base) x 51" height	Call		

PART NUMBER	DESCRIPTION	LIST PRICE	QTY	TOTAL PRICE
		<b>TOTAL</b>		









# KLEERBLUE DRUM & TOTE PUMPS



# Which Pump Is Right for Me?

	<b>CLOSED TOTE/IBC</b> 	<b>OPEN TOTE/IBC</b> 	<b>CLOSED DRUM</b> 	<b>OPEN DRUM</b> 
	PG. 43	PG. 44	PG. 45	PG. 46
<b>BENEFITS</b>				
Contaminant Resistant	✓	-	✓	-
Automatic Shut-Off Nozzle	Electric Only	Electric Only	Electric Only	Electric Only
Built-In Timer	110 V	110 V	110 V	110 V
<b>POWER REQUIREMENTS</b>				
110 Volt	✓	✓	✓	-
12 Volt	✓	✓	✓	-
Air-Driven	-	-	-	✓
Hand-Pump	✓	-	✓	✓
Gravity	-	✓	-	✓
<b>GPM</b>				
8 GPM	✓	✓	✓	✓
6 GPM	-	-	-	✓
Manual	✓	✓	✓	✓
<b>ACCESSORIES</b>				
Meter Available	✓	Electric Only	Electric Only	-
25' Hose	✓	-	Optional with Drum Trolley	Optional with Drum Trolley
20' Hose	✓	✓	✓	✓
12' Hose	-	✓	✓	✓
9' Hose	✓	✓	✓	✓
Drum Trolley	-	-	✓	✓
<b>MOUNT</b>				
Side-Mount Bracket	✓	✓	-	-
Top Mount	✓	✓	✓	✓
Bottom Outlet Mount	-	✓	-	✓

# Closed Tote/IBC Dispensing Systems

**CONTAMINANT-RESISTANT** The closed system dramatically reduces the risk of SCR-engine contamination.

**270/330 GALLON READY** Pumps can be used on standard 275 and 330 gallon totes/ IBCs.

**AUTOMATIC-SHUT OFF** Avoid overfilling equipment with an automatic shut-off nozzle.

**REGULATE GALLONS** The pumps that include meters allow you to keep an closer eye on your DEF usage.



## ELECTRIC PUMPS SPECIFICATIONS

- 110 or 12 Volt
- Self-Priming Membrane Pump
- 8 GPM Capability
- Energy-Saving Built-in Timer
- Optional Meter
- 20' Delivery Hose
- Stainless Steel Automatic Shut-Off Nozzle with Swivel End
- Suction Hose
- Tote Side-Mounted Bracket
- Stainless Steel Micro Matic RSV Dispense Coupler for Quick Connection and Drybreak Release

## THREE25 ELECTRIC PUMP SPECIFICATIONS

- 120V Heavy-Duty Pump
- 3D DEF Filter
- Piusi DEF Coupler (PDC)
- Metered Automatic Nozzle with Break-Away System
- Nozzle and Hose Holder
- Crimped EPDM Delivery Hose
- Stainless Steel Plate with Roll Bar Protection
- Security Lock Bracket System

PART NUMBER	DESCRIPTION	LIST PRICE	QTY	TOTAL PRICE
SBD PPTM-1-110	110 Volt Pump with Meter	Call		
SBD PPTM-2-110	110 Volt Pump without Meter	Call		
SBD PPT-M-1-12	12 Volt Pump with Meter	Call		
SBD PPT-M-2-12	12 Volt Pump without Meter	Call		
SBD PI325-120	Piusi 325 Closed Pump Kit 120v/Metered Nozzle/PDC Coupler/3D Filter	Call		
SBD PI-HP-TKIT	Rotary Hand Pump for Closed Tote-Side Mount	Call		
<b>TOTAL</b>				

# Open Tote/IBC Dispensing Systems



Electric Pump



Gravity Kit

**270/330 GALLON READY** Pumps can be used on standard 275 and 330 gallon totes/ IBCs.

**AUTOMATIC-SHUT OFF** Avoid overfilling equipment with an automatic shut-off nozzle.

**REGULATE GALLONS** The pumps that include meters allow you to keep an closer eye on your DEF usage.

## ELECTRIC PUMPS SPECIFICATIONS

- 110 or 12 Volt
- Self-Priming Membrane Pump
- 8 GPM Capability
- Energy-Saving Built-in Timer
- Optional Meter
- 20' Delivery Hose
- Stainless Steel Automatic Shut-Off Nozzle with Swivel End
- Suction Hose
- Tote Side-Mounted Bracket

## GRAVITY KIT SPECIFICATIONS

- 9' Hose
- Manual Nozzle
- Vent
- All Required Fittings

PART NUMBER	DESCRIPTION	LIST PRICE	QTY	TOTAL PRICE
SBD PPT2-110	Piusi 110v Open Tote Pump Kit (Requires down tube or coupler)	Call		
SBD PPT2-12	Piusi 12v DC Open Tote Pump Kit (Requires down tube or coupler)	Call		
SBD 330GRAVKIT	Tote Gravity Kit	Call		
<b>TOTAL</b>				

PART NUMBER	DESCRIPTION	LIST PRICE	QTY	TOTAL PRICE
SBD 910261	Open Container Down Tube Kit	Call		
SBD PI-K24KIT	Piusi K24 Meter with 90 Deg Elbow	Call		
<b>TOTAL</b>				

# Closed Drum Dispensing Systems

**CONTAMINANT-RESISTANT** The closed system dramatically reduces the risk of SCR engine contamination.

**55 GALLON READY** Pumps can be used on standard 55 gallon drums.

**AUTOMATIC-SHUT OFF** Avoid overfilling equipment with an automatic shut-off nozzle that is available standard with the electric pumps.

**REGULATE GALLONS** The pumps that include meters allow you to keep a closer eye on your DEF usage.



## ELECTRIC PUMPS SPECIFICATIONS

- 110 or 12 Volt
- Self-Priming Membrane Pump
- 8 GPM Capability
- Energy-Saving Built-in Timer
- Optional Meter
- 20' Delivery Hose
- Stainless Steel Automatic Shut-Off Nozzle with Swivel End
- Suction Hose
- Drum Top-Mounted Bracket
- Stainless Steel Micro Matic RSV Dispense Coupler for Quick Connection and Drybreak Release

## ROTARY HAND PUMP SPECIFICATIONS

- 1 Gallon per 10 Revolutions
- RSV Compatible Coupler
- 3/4" Hose
- Polyethylene Ball Valve with Spout
- Optional Meter

## PISTON HAND PUMP SPECIFICATIONS

- 1 Gallon per 11 Down-Stroke
- RSV Compatible Coupler
- Hose
- Dispense Valve

PART NUMBER	DESCRIPTION	LIST PRICE	QTY	TOTAL PRICE
SBD PPDM-1-110	110 Volt Pump with Meter	Call		
SBD PPDM-2-110	110 Volt Pump without Meter	Call		
SBD PPD-M-1-12	12 Volt Pump with Meter	Call		
SBD PPD-M-2-12	12 Volt Pump without Meter	Call		
SBD HP-HV-MMP	Rotary Hand Pump with Meter	Call		
SBD HP-HV-MM	Rotary Hand Pump without Meter	Call		
SBD T-HP-MM1	Piston Hand Pump without Meter	Call		
SBD PI-HP-PKG1	Rotary Hand Pump Package w/Closed Drum or Tote Coupler	Call		

PART NUMBER	DESCRIPTION	LIST PRICE	QTY	TOTAL PRICE
SBD 148-4W	4-Wheel Drum Trolley	Call		
SBD 148-4W-R	4-Wheel Drum Trolley with Spring-Rewind Hose Reel & 25' Hose	Call		
SBD KF-KIT	Drum Fill Kit for Trolley	Call		
TOTAL				

# Open Drum Dispensing Systems



**55 GALLON READY** Pumps can be used on standard 55 gallon drums.

**INEXPENSIVE** Save money where speed isn't the primary concern.

## ELECTRIC PUMPS SPECIFICATIONS

- 110 or 12 Volt
- Self-Priming Membrane Pump
- 8 GPM Capability
- Energy-Saving Built-in Timer
- Optional Meter
- 20' Delivery Hose
- Stainless Steel Automatic Shut-Off Nozzle with Swivel End
- Suction Hose
- Drum Top-Mounted Bracket

## ROTARY HAND PUMP SPECIFICATIONS

- 1 Gallon per 10 Revolutions
- Drum Downtube Assembly
- 3/4" Hose
- Polyethylene Ball Valve with Spout
- Optional Meter (As Shown)

## PISTON HAND PUMP SPECIFICATIONS

- 1 Gallon per 11 Down-Stroke
- Suction Tube
- Hose
- Dispense Valve
- 2" FNPT Pump Connection

## GRAVITY KIT SPECIFICATIONS

- 9' Hose
- Manual Nozzle
- Vent
- All Required Fittings

PART NUMBER	DESCRIPTION	LIST PRICE	QTY	TOTAL PRICE
SBD PPD-2-110	Piusi 110v Open Drum Pump Kit with Down Tube Kit	Call		
SBD PPD-2-12	Piusi 12v DC Open Drum Pump Kit with Down Tube Kit	Call		
SBD T-HP-KIT	Piston Hand Pump	Call		
SBD 55GRAVKIT	Drum Gravity Kit	Call		
SBD PI-HP	Piusi Rotary Hand Pump - Open Drums	Call		

PART NUMBER	DESCRIPTION	LIST PRICE	QTY	TOTAL PRICE
SBD 148-4W	4-Wheel Drum Trolley	Call		
SBD 148-4W-R	4-Wheel Drum Trolley with Spring-Rewind Hose Reel & 25' Hose	Call		
SBD KF-KIT	Drum Fill Kit for Trolley	Call		
<b>TOTAL</b>				



Drum Trolley Option.  
Shown with Electric  
(Closed System) Pump





KleeBlue

# KLEERBLUE ACCESSORIES

# Nozzles, Swivels & Breakaways



PART NUMBER	DESCRIPTION	LIST PRICE	QTY	TOTAL PRICE
SBD SSNOZZLE	Stainless Steel Automatic Nozzle with HB Swivel. 3/4" Hose Barb	Call		
SBD SSNOZ-3/4N	Stainless Steel Automatic Nozzle 3/4" FNPT. 3/4" NPT. No Swivel.	Call		
SBD SSNOZ-75RB	Stainless Steel 3/4" Swivel & Breakaway. Reconnectable	Call		
SBD SSNOZ-75B	Stainless Steel Swivel & Breakaway. One Time Use. 3/4" NPT.	Call		
SBD SSNOZ-7545	Stainless Steel 45 Degree Swivel. 3/4" NPT.	Call		
SBD OPWSSNOZZL	OPW Mis-Fill Automatic Nozzle & Reconnectable Breakaway Swivel Combo (OPW 21GU-0500, 21 GU-SSB) 1" BSPP Male Threads.	Call		
SBD OPWSTDNOZ	OPW Non-Mis-fill Automatic Nozzle & Reconnectable Breakaway & Swivel Combo (OPW 21GU-0400, 21 GU-SSB) 1" BSPP male Threads	Call		
SBD OPWMFPD	DEF Mis-Filling Prevention Magnet	Call		
<b>TOTAL</b>				

## Tank Fill Drybreak Kits



PART NUMBER	DESCRIPTION	LIST PRICE	QTY	TOTAL PRICE
SBD 910381	Parker 2" Male Drybreak Tank Fill Adapter Kit	Call		
SBD 910415	TODO 2" Male Drybreak Tank Fill Adapter Kit	Call		
SBD 911178	2" Male Compatible Drybreak for TODO Style Kit	Call		
SBD 910416	OPW 2" Male Drybreak Tank Fill Adapter Kit	Call		
<b>TOTAL</b>				

# Reels & Hoses



PART NUMBER	DESCRIPTION	LIST PRICE	QTY	TOTAL PRICE
SBD REEL-H50S	Spring-Rewind Reel with 50' Hose. 3/4" MNPT Stainless Steel Ends.	Call		
SBD REEL-25	Spring-Rewind Reel with 25' Hose. 3/4" MNPT Stainless Steel Ends.	Call		
SBD REEL-25BSPP	Spring-Rewind Reel with 25' Hose. 1" Female BSPP Ends.	Call		
SBD D3/4X12	12' of 3/4" DEF Discharge Hose. No Ends.	Call		
SBD D3/4X18S	18' DEF Discharge Hose. 3/4" MNPT Stainless Steel Ends.	Call		
SBD D3/4X18SPP	18' DEF Discharge hose. 3/4" MNPT & 1" Female BSPP Stainless Steel Ends.	Call		
SBD D3/4X25S	25' DEF Discharge Hose. 3/4" MNPT Stainless Steel Ends.	Call		
SBD D3/4X25SPP	25' DEF Discharge Hose. 3/4" MNPT & 1" Female BSPP Stainless Steel Ends.	Call		
SBD DEF3/4BULK	3/4" Bulk DEF Hose. Priced Per Foot.	Call		
SBD DEF1DHOSE	1" Bulk DEF Hose. Priced Per Foot.	Call		
		<b>TOTAL</b>		

# Thread Sealant



PART NUMBER	DESCRIPTION	LIST PRICE	QTY	TOTAL PRICE
SBD DEF SEALANT	Liquid Thread Sealant for DEF. 1.6 oz Tube.	Call		
SBD DEF-PRIMER	Liquid Thread Primer. .88 oz. Required on Stainless Steel and Polypropylene Threads	Call		
		<b>TOTAL</b>		



# KLEERBLUE APPENDICES



# Compatible Tank Gauges

The following tank gauges can be installed on KleerBlue tanks prior to shipping. They must be customer-supplied. If you have any questions or don't see your desired gauge below, give us a call.

BRAND	TYPE	TANK	REQUIRED CUSTOMER-SUPPLIED PARTS
Incon	Magnetostrictive	400 Gallon Mini-Bulk	TSP-LL2-38-I Magnetostrictive Probe; 600-0200 50' Probe Wire; 2" Stainless Steel Float
Incon	Magnetostrictive	1,000 Gallon Mini-Bulk	TSP-LL2-81-I Magnetostrictive Probe; 600-0200 50' Probe Wire; 2" Stainless Steel Float
Centeron	Radar	400 & 1,000 Gallon Mini-Bulk	RM060E096F95BB0 RF Radar Monitor
Veeder-Root	Magnetostrictive	400 Gallon Mini-Bulk	846391-699 38" Mag Plus Alternative Probe; 2" float; 846400-124 20' cable
Veeder-Root	Magnetostrictive	1,000 Gallon Mini-Bulk	846391-699 82" Mag Plus Alternative Probe; 2" float; 846400-124 20' cable

# Mini-Bulk Dispenser Orientations

A tank's orientation (L,R, D) is determined by facing the unit on the dispenser side. A single-side dispenser facing you is an Island-Oriented/T-Frame unit. If the dispenser is dual-sided, it is a Lane-Oriented/P-Frame. If the dispenser is single-sided and faces the left lane, it is a Left-Hand Lane-Oriented/P-Frame. If the dispenser is single-sided and faces the right lane, it is a Right-Hand Lane-Oriented/P-Frame.



ISLAND-ORIENTED/T-FRAME



LEFT-HAND LANE-ORIENTED/P-FRAME  
OR  
DUAL-SIDED LANE ORIENTED/P-FRAME



RIGHT-HAND LANE-ORIENTED/P-FRAME  
OR  
DUAL-SIDED LANE ORIENTED/P-FRAME  
(APEX ONLY)

# Bulk Tank Submersible Pump & Pipe Size Recommendations

NO. OF PUMPS	PUMP SIZE	MAX NO. OF DISPENSERS	MAX FLOW*	MAX PSI	MAX FEET OF PIPE/PIPE SIZE**		
					1"	1.5"	2"
1	3/4 HP	3	18 GPM	48 PSI	50	250	500
2	3/4 HP	6	36 GPM	48 PSI	---	150	400
1	1 HP	3	18 GPM	68 PSI	100	400	800
2	1 HP	6	36 GPM	68 PSI	---	300	600

\* Max flow is for number of dispensers noted for typical installation based on "best" engineering and plumbing practices. Note that maximum flow at each dispenser is 10 GPM, while minimum flow at the auto nozzle is 5 GPM.

\*\* Horizontal, straight pipe. Vertical pipe runs and elbows add head pressure, and lower the flow rate.



# Terms and Conditions

All products are sold and all quotations are subject to the following terms and conditions:

1. Buyer's order is accepted on the condition that the following terms and conditions, or any special attachments, shall apply and shall constitute the entire agreement between the parties. The terms and conditions may not be varied, and no modification or addition to them shall be of any force or effect, unless made by or specifically accepted by Separation by Design, Murray Equipment, Inc. DBA KleerBlue "KleerBlue" in writing. Acceptance of Buyer's orders, which contain additional or different conditions of purchase printed on the order form, shall not be binding upon KleerBlue unless specifically agreed to in writing by an authorized representative of KleerBlue (if any conflict exists between the terms and conditions as set forth herein, and those terms and conditions as contained on Buyer's order form, these terms and conditions shall supersede and govern.)
2. All quotations or agreements are contingent upon strikes, lockout, work-stoppages, war riot, availability of materials, fire, accident or any other cause beyond KleerBlue's control. KleerBlue shall have no liability for any delay, failure to deliver, loss or damage, or any consequential damages arising therefrom.
3. Time for delivery shall not be of the essence of the agreement. KleerBlue will make its best efforts to meet the stated shipment or delivery dates, but it shall not be liable for any loss or damages, including consequential damages, resulting from any delay.
4. All orders are subject to a minimum net invoice billing of \$5.00 exclusive of no-product charges such as postage, freight or taxes, etc., unless stated to the contrary on the face of this agreement. Payment terms are 2% 10 days net 30 days after due date will accrue interest at the rate of 1 and, 12 percent per month, 18 percent per year.
5. Invoices are billed at prices in effect at time of shipment. Prices and discounts are subject to change without notice.
6. Title and risk of loss or damage to the equipment shall pass to the purchaser upon tender or delivery F.O.B. manufacturing facility unless otherwise agreed upon by the parties.
7. Typographical or mathematical errors made by KleerBlue in quotations, acknowledgments or invoices are subject to correction. To be allowable, any claim of error in quantity shipped shall be made by the Buyer in writing, within 10 days after receipt of the goods.
8. No goods may be returned without KleerBlue's written permission. If authorized for return, transportation charges must be prepaid by Buyer unless otherwise agreed to by KleerBlue in writing in the authorization to return goods. All goods authorized for return are subject to inspection and acceptance. A handling charge equal to 15 percent of the purchase of the goods will be assessed on items not returned within 90 days, unless waived by KleerBlue, in writing, in the authorization to return goods. No credits are issued without the original invoice number.
9. No cancellation, suspension or variation of an order accepted by KleerBlue shall be valid unless agreed to by KleerBlue in writing. KleerBlue reserves the right to assess cancellation or other charges to indemnify against all loss, including the profit on any part of an order that is canceled.
10. Buyer agrees to, and does, indemnify and hold harmless KleerBlue against any and all loss or liability either direct or indirect, including reasonable attorney fees for or on account of any claims, demands or suits for any actual or alleged infringement of any letters, patents, copyrights or trademarks, either domestic or foreign arising from the manufacture or sale of goods in accordance with patterns, designs, specifications, drawings, directions, technical information or data furnished to KleerBlue by Buyer.
11. All quotations and all of the terms and conditions set forth above, and any agreement or sale arising between Buyer and KleerBlue shall be governed and construed in accordance with the laws of the State of Indiana. Exclusive jurisdiction and venue for any and all claims arising out of any quotation or sale between Buyer and KleerBlue shall be in the courts located in Allen County, Indiana.
12. Under no circumstances shall KleerBlue be liable for indirect, consequential, incidental or special damages, including but not limited to, loss of profit, loss of product, or any cleanup costs associated with loss of product.
13. KleerBlue certifies that the products furnished pursuant to this agreement have been or will be produced in compliance with the Fair Labor Standards Act as amended and regulations and orders of the United States Department of Labor. KleerBlue agrees that this statement may be considered as the written assurance contemplated by said Act.
14. Unless otherwise expressly provided, KleerBlue shall retain title to and possession of any models, patterns, dyes, molds, jigs, fixtures, and tools made for or obtained for the furnishing of this order.
15. Buyer's acceptance of any order based on this agreement shall evidence the acceptance by the Buyer of the terms and conditions on the face and reverse side of this agreement. By accepting the goods, Buyer agrees to be bound by these terms and conditions, notwithstanding any adverse or conflicting terms or conditions on Buyer's purchase order. Any exceptions or changes must be in writing and signed by an authorized representative of KleerBlue.



# Questions? Need a Quote? Contact Us Today!

(800) 320-2122 or [Sales@KleerBlue.com](mailto:Sales@KleerBlue.com)



# KleeBlue™

*DEF Storage & Dispensing Systems*

1601 Buchanan Road  
Evansville, IN 47720

[www.KleerBlueSolutions.com](http://www.KleerBlueSolutions.com)  
(800) 320-2122

**Accu-Flo**  
1-800-921-2228  
[www.accuflo.com](http://www.accuflo.com)